

IRELAND

Socio-demographic trendlines - EP Eurobarometer (2007-2018)

Edition 4 (October 2018)

Directorate-General for Communication
Public Opinion Monitoring Unit



European Parliament

CONTENTS

- My voice counts in the European Union.....3
- Membership of the European Union.....7
- Benefits of membership.....11
- Reasons behind the benefits.....15
- Image of the European Parliament.....18
- Role of the European Parliament.....22
- Campaign Topics.....26

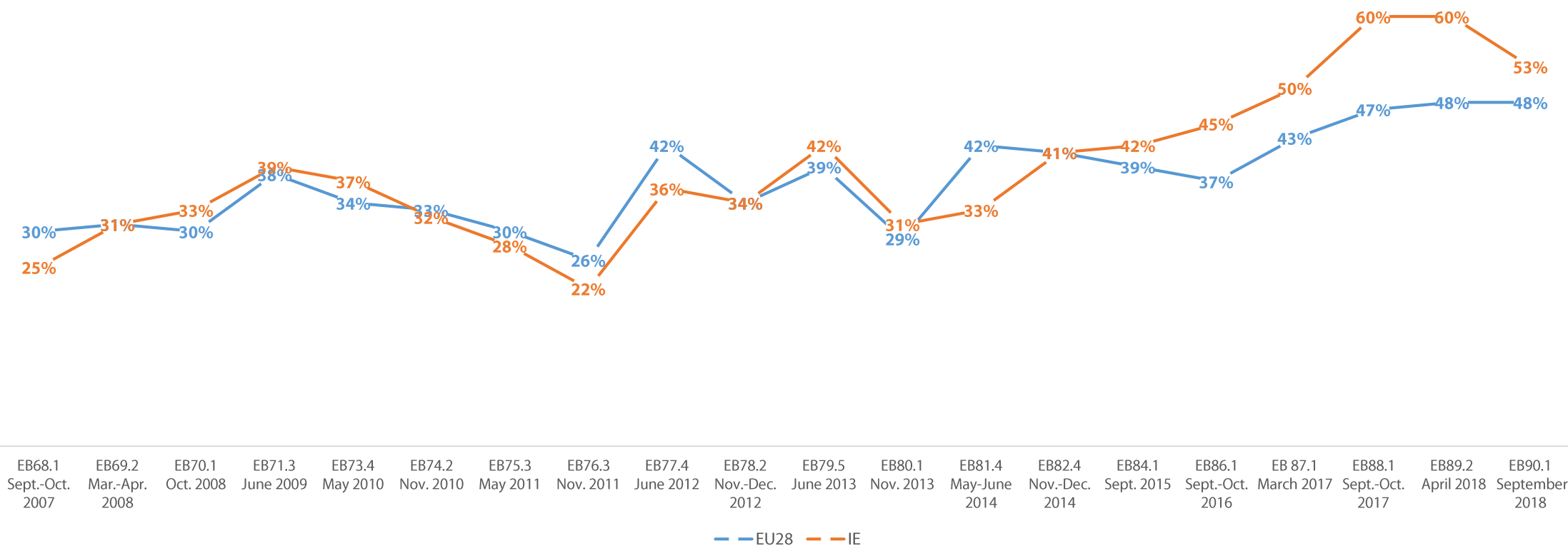
MY VOICE COUNTS IN THE EUROPEAN UNION

DIFFERENCES BETWEEN THE EU AND IRELAND

My voice counts in the European union

Please tell me to what extent you agree or disagree with each of the following statements: My voice counts in the EU

Answer: Total "Agree" (%)

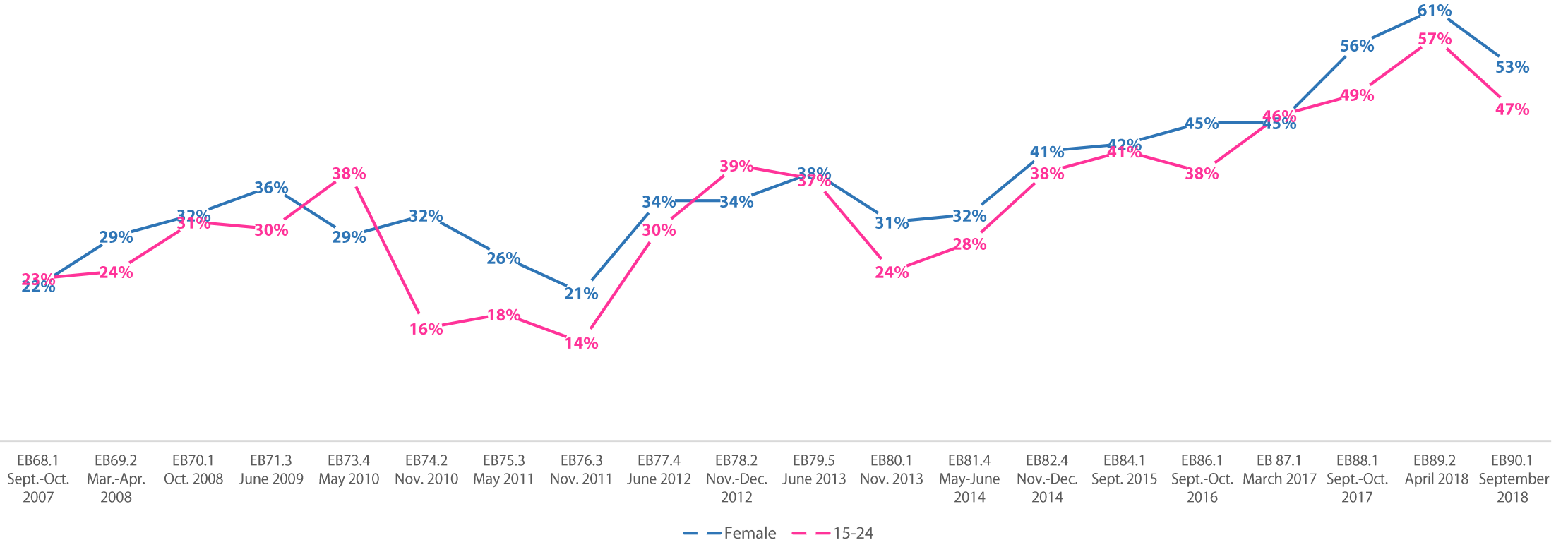


GENDER

My voice counts in the European union

Please tell me to what extent you agree or disagree with each of the following statements: My voice counts in the EU

Answer: Total "Agree" (%)

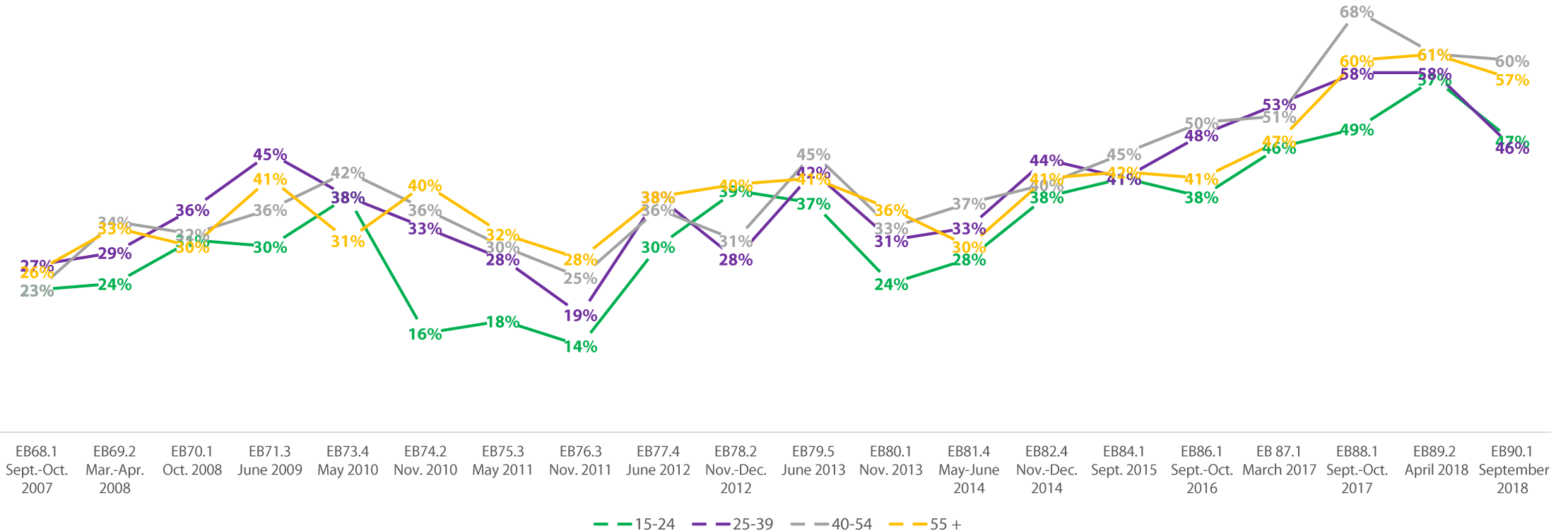


AGE

My voice counts in the European union

Please tell me to what extent you agree or disagree with each of the following statements: My voice counts in the EU

Answer: Total "Agree" (%)



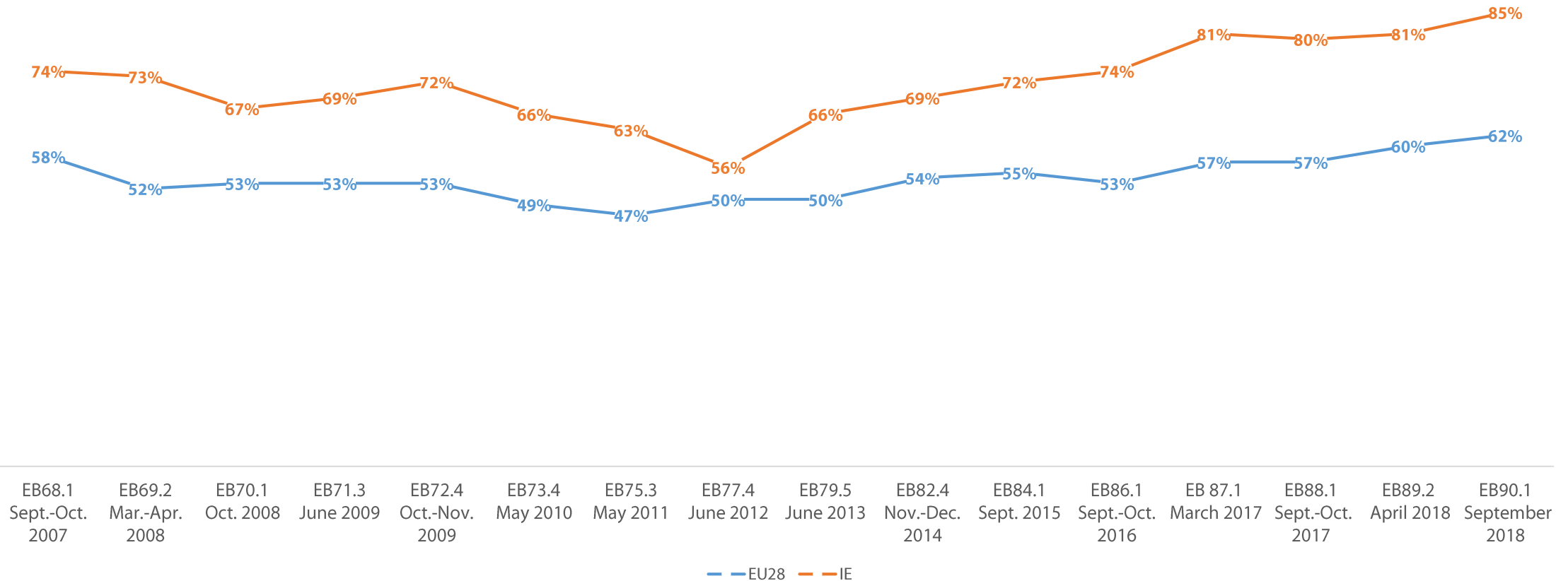
MEMBERSHIP OF THE EUROPEAN UNION

DIFFERENCES BETWEEN THE EU AND IRELAND

Membership of the European Union

Generally speaking, do you think that (OUR IRELAND)'s membership of the EU is...?

Answer: Total "a good thing" (%)

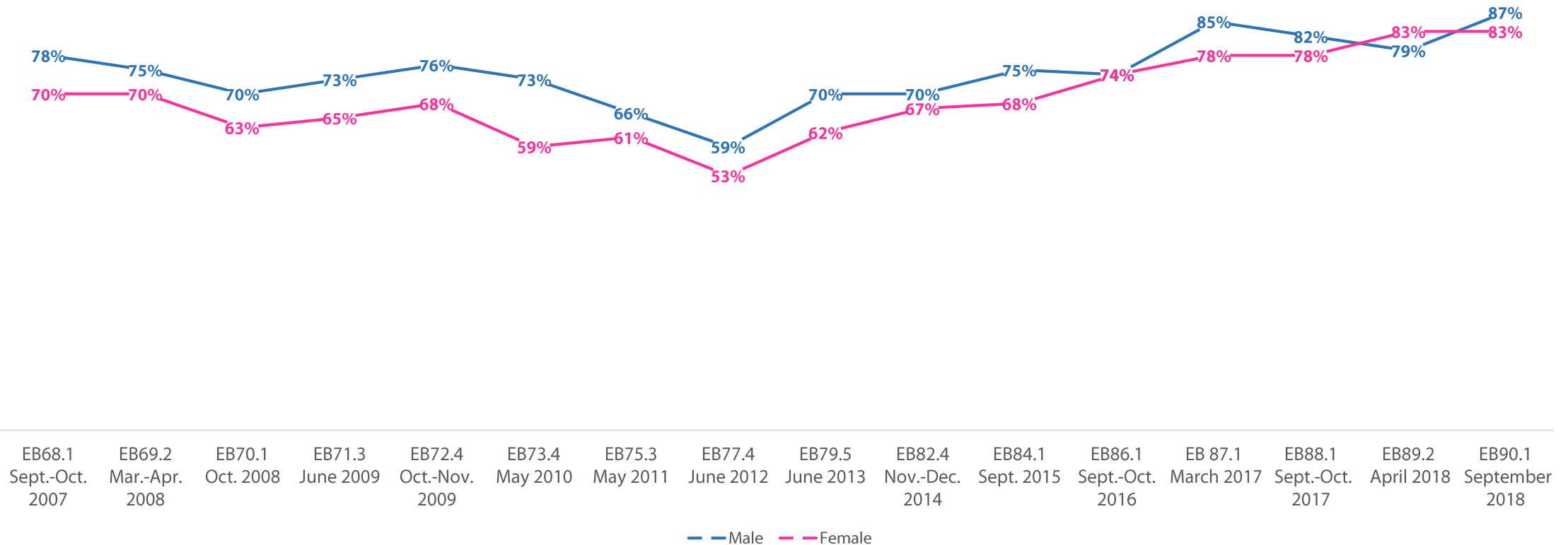


GENDER

Membership of the European Union

Generally speaking, do you think that (OUR IRELAND)'s membership of the EU is...?

Answer: Total "a good thing" (%)

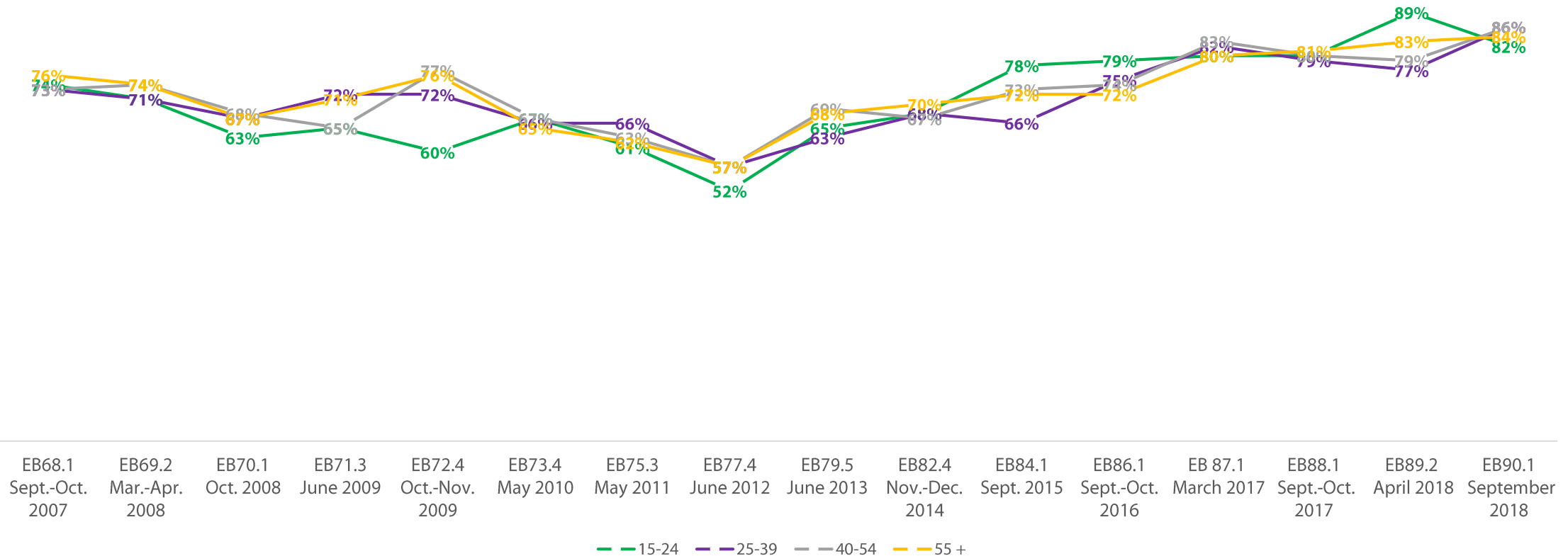


AGE

Membership of the European Union

Generally speaking, do you think that (OUR IRELAND)'s membership of the EU is...?

Answer: Total "a good thing" (%)



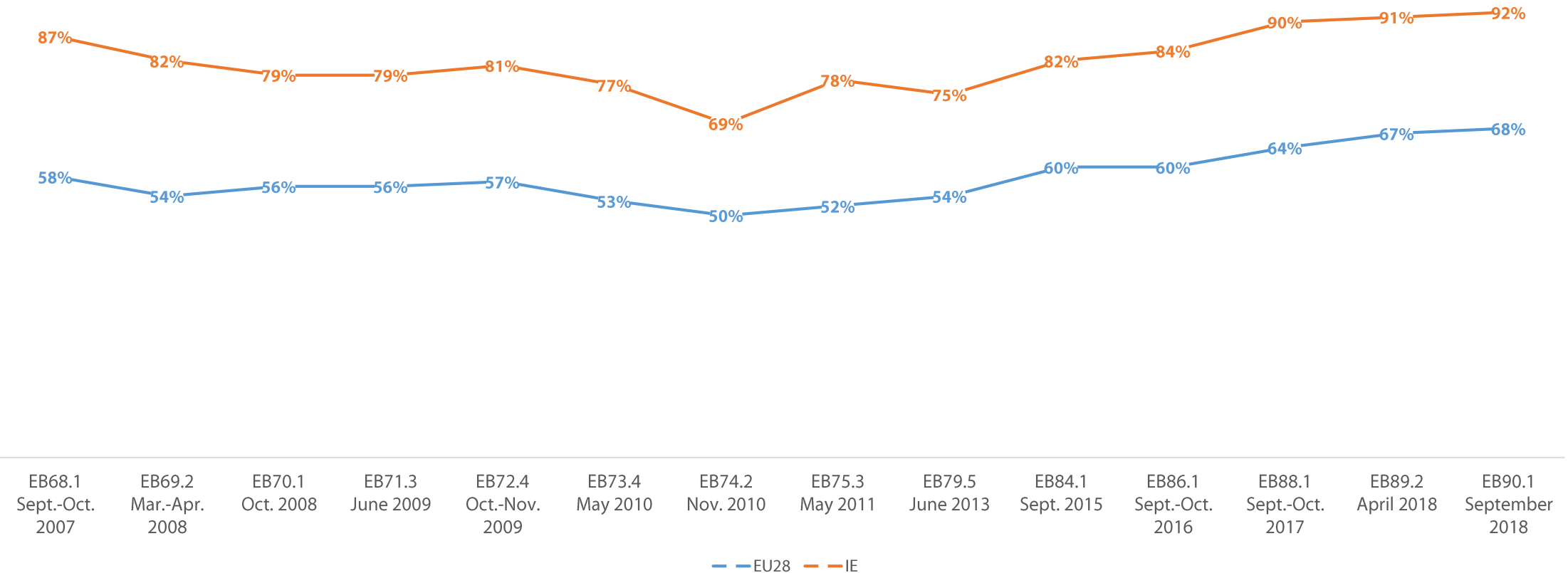
BENEFITS OF MEMBERSHIP

DIFFERENCES BETWEEN THE EU AND IRELAND

Benefits of membership

Taking everything into account, would you say that Ireland has on balance benefited or not from being a member of the EU?

Answer: Total "Benefited" (%)

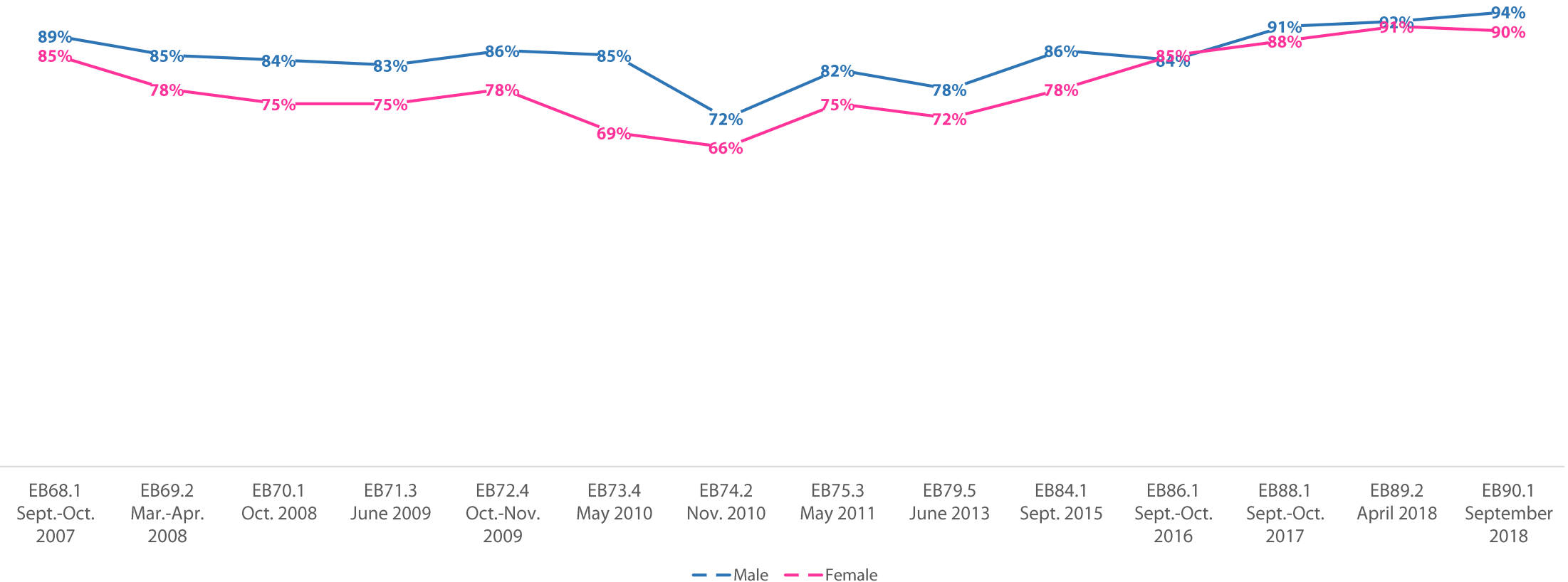


GENDER

Benefits of membership

Taking everything into account, would you say that Ireland has on balance benefited or not from being a member of the EU?

Answer: Total "Benefited" (%)

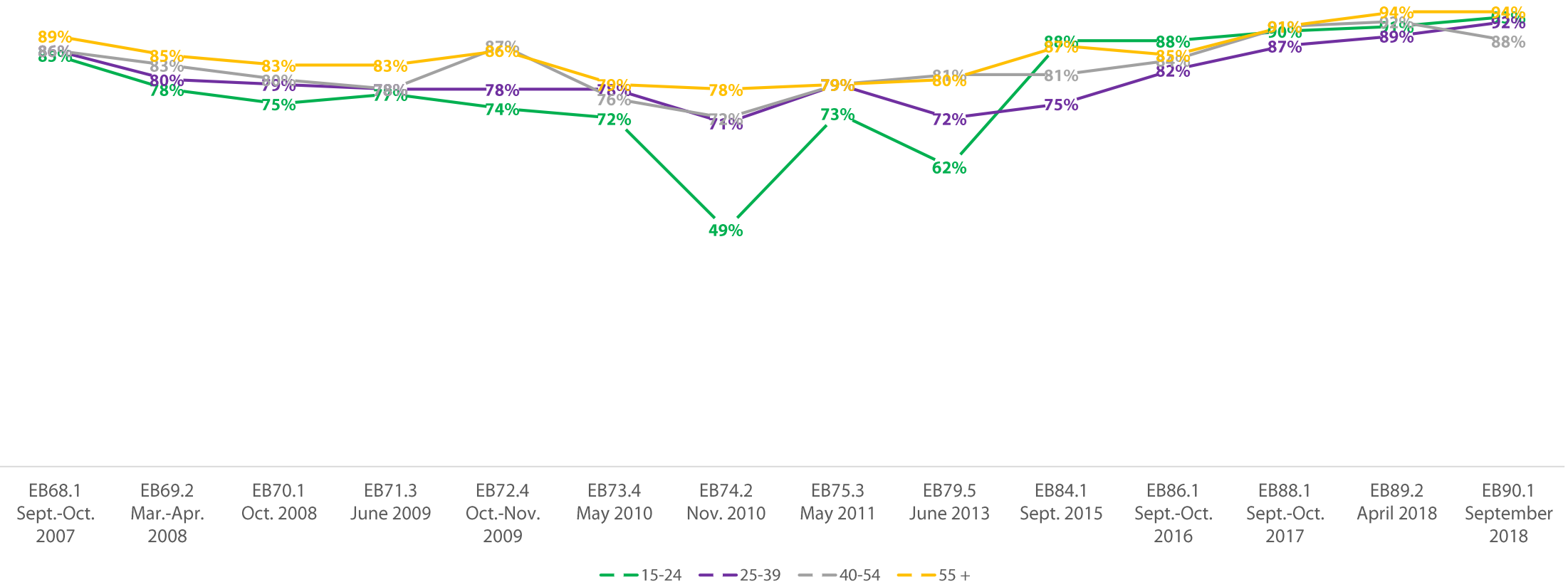


AGE

Benefits of membership

Taking everything into account, would you say that Ireland has on balance benefited or not from being a member of the EU?

Answer: Total "Benefited" (%)



REASONS BEHIND THE BENEFITS

DIFFERENCES BETWEEN THE EU AND IRELAND

Reasons behind the benefits

Which of the following are the main reasons for thinking that Ireland has benefited from being a member of the EU?

| | EU28 | | | IE | | |
|--|---------------------------|----------------------|-------|---------------------------|----------------------|-------|
| | EB88.1 Sept.-Oct. 2017 | EB90.1 Sept. 2018 | Diff. | EB88.1 Sept.-Oct. 2017 | EB90.1 Sept. 2018 | Diff. |
| The EU contributes to democracy in (OUR COUNTRY) | 12% | 13% | +1 | 13% | 13% | = |
| The EU contributes to maintaining peace and strengthening security | 30% | 30% | = | 13% | 13% | = |
| The EU contributes to economic growth in (OUR COUNTRY) | 36% | 38% | +2 | 49% | 49% | = |
| Membership of the EU improves co-operation between (OUR COUNTRY) and the other countries of the EU | 30% | 31% | +1 | 19% | 20% | +1 |
| Membership of the EU improves co-operation between (OUR COUNTRY) and countries outside the EU | 17% | 19% | +2 | 14% | 15% | +1 |
| (NATIONALITY) people have an important influence in decisions made at EU level | 11% | 12% | +1 | 11% | 12% | +1 |
| The EU gives (NATIONALITY) people a stronger say in the world | 20% | 22% | +2 | 24% | 22% | -2 |
| The EU improves (NATIONALITY) people's standard of living | 19% | 22% | +3 | 41% | 42% | +1 |
| The EU helps (OUR COUNTRY) in the fight against terrorism | 18% | 15% | -3 | 13% | 11% | -2 |
| The EU helps (OUR COUNTRY) to tackle climate change | 11% | 11% | = | 10% | 12% | +2 |
| The EU brings (NATIONALITY) people new work opportunities | 28% | 31% | +3 | 34% | 43% | +9 |
| You are generally in favour of the EU (SPONTANEOUS) | 1% | 0% | -1 | 0% | 1% | +1 |
| Other (SPONTANEOUS) | 1% | 1% | = | 1% | 1% | = |
| DK | 2% | 2% | = | 2% | 0% | -2 |

GENDER AND AGE

Reasons behind the benefits

Which of the following are the main reasons for thinking that Ireland has benefited from being a member of the EU?

| | Men | | | Women | | | 15-24 | | | 25-39 | | | 40-54 | | | 55+ | | |
|--|----------------------------------|-------------------------|-------|----------------------------------|-------------------------|-------|----------------------------------|-------------------------|-------|----------------------------------|-------------------------|-------|----------------------------------|-------------------------|-------|----------------------------------|-------------------------|-------|
| | EB88.1 Sept.- Oct. 2017 | EB90.1 Sept. 2018 | Diff. | EB88.1 Sept.- Oct. 2017 | EB90.1 Sept. 2018 | Diff. | EB88.1 Sept.- Oct. 2017 | EB90.1 Sept. 2018 | Diff. | EB88.1 Sept.- Oct. 2017 | EB90.1 Sept. 2018 | Diff. | EB88.1 Sept.- Oct. 2017 | EB90.1 Sept. 2018 | Diff. | EB88.1 Sept.- Oct. 2017 | EB90.1 Sept. 2018 | Diff. |
| The EU contributes to democracy in (OUR COUNTRY) | 16% | 14% | -2 | 11% | 12% | +1 | 11% | 7% | -4 | 12% | 17% | +5 | 12% | 15% | +3 | 16% | 10% | -6 |
| The EU contributes to maintaining peace and strengthening security | 12% | 14% | +2 | 14% | 13% | -1 | 5% | 17% | +12 | 15% | 11% | -4 | 15% | 17% | +2 | 12% | 11% | -1 |
| The EU contributes to economic growth in (OUR COUNTRY) | 48% | 51% | +3 | 49% | 47% | -2 | 51% | 42% | -9 | 50% | 54% | +4 | 49% | 49% | = | 46% | 49% | +3 |
| Membership of the EU improves co-operation between (OUR COUNTRY) and the other countries of the EU | 21% | 19% | -2 | 18% | 20% | +2 | 28% | 20% | -8 | 19% | 19% | = | 20% | 23% | +3 | 15% | 18% | +3 |
| Membership of the EU improves co-operation between (OUR COUNTRY) and countries outside the EU | 17% | 15% | -2 | 10% | 15% | +5 | 10% | 11% | +1 | 17% | 19% | +2 | 16% | 15% | -1 | 11% | 14% | +3 |
| (NATIONALITY) people have an important influence in decisions made at EU level | 11% | 14% | +3 | 12% | 9% | -3 | 5% | 4% | -1 | 12% | 10% | -2 | 14% | 16% | +2 | 11% | 14% | +3 |
| The EU gives (NATIONALITY) people a stronger say in the world | 21% | 22% | +1 | 26% | 23% | -3 | 24% | 14% | -10 | 23% | 20% | -3 | 23% | 26% | +3 | 24% | 26% | +2 |
| The EU improves (NATIONALITY) people's standard of living | 42% | 44% | +2 | 40% | 39% | -1 | 36% | 38% | +2 | 38% | 40% | +2 | 40% | 45% | +5 | 46% | 43% | -3 |
| The EU helps (OUR COUNTRY) in the fight against terrorism | 12% | 11% | -1 | 13% | 11% | -2 | 13% | 9% | -4 | 11% | 10% | -1 | 14% | 12% | -2 | 12% | 12% | = |
| The EU helps (OUR COUNTRY) to tackle climate change | 9% | 11% | +2 | 11% | 12% | +1 | 11% | 12% | +1 | 8% | 11% | +3 | 10% | 12% | +2 | 12% | 12% | = |
| The EU brings (NATIONALITY) people new work opportunities | 34% | 42% | +8 | 35% | 44% | +9 | 41% | 55% | +14 | 35% | 46% | +11 | 32% | 38% | +6 | 34% | 40% | +6 |
| You are generally in favour of the EU (SPONTANEOUS) | 0% | 1% | +1 | 0% | 0% | = | 0% | 2% | +2 | 0% | 1% | +1 | 0% | 0% | = | 0% | 0% | = |
| Other (SPONTANEOUS) | 1% | 0% | -1 | 1% | 1% | = | 0% | 1% | +1 | 1% | 1% | = | 0% | 0% | = | 1% | 0% | -1 |
| DK | 1% | 0% | -1 | 3% | 0% | -3 | 2% | 0% | -2 | 1% | 0% | -1% | 2% | 0% | -2% | 4% | 0% | -4 |

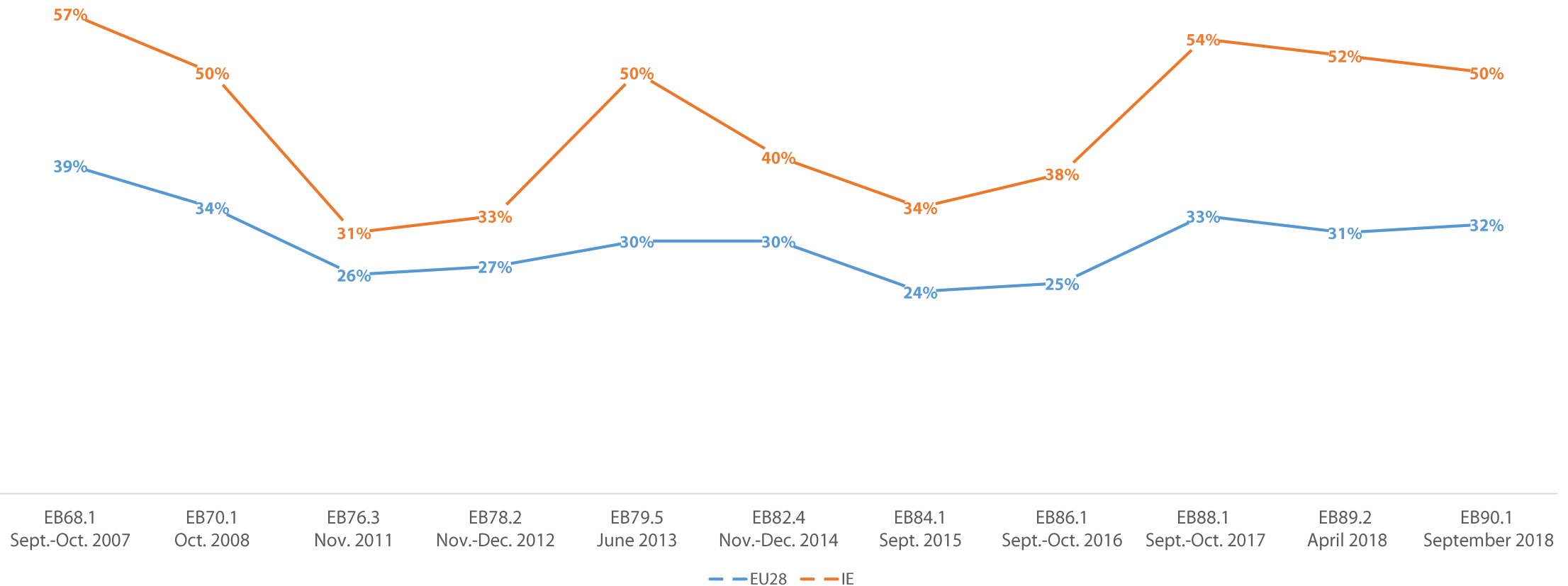
IMAGE OF THE EUROPEAN PARLIAMENT

DIFFERENCES BETWEEN THE EU AND IRELAND

Image of the European Parliament

In general, does the EP conjure up for you a very positive, fairly positive, neutral, fairly negative or very negative image?

Answer: Total "positive" (%)

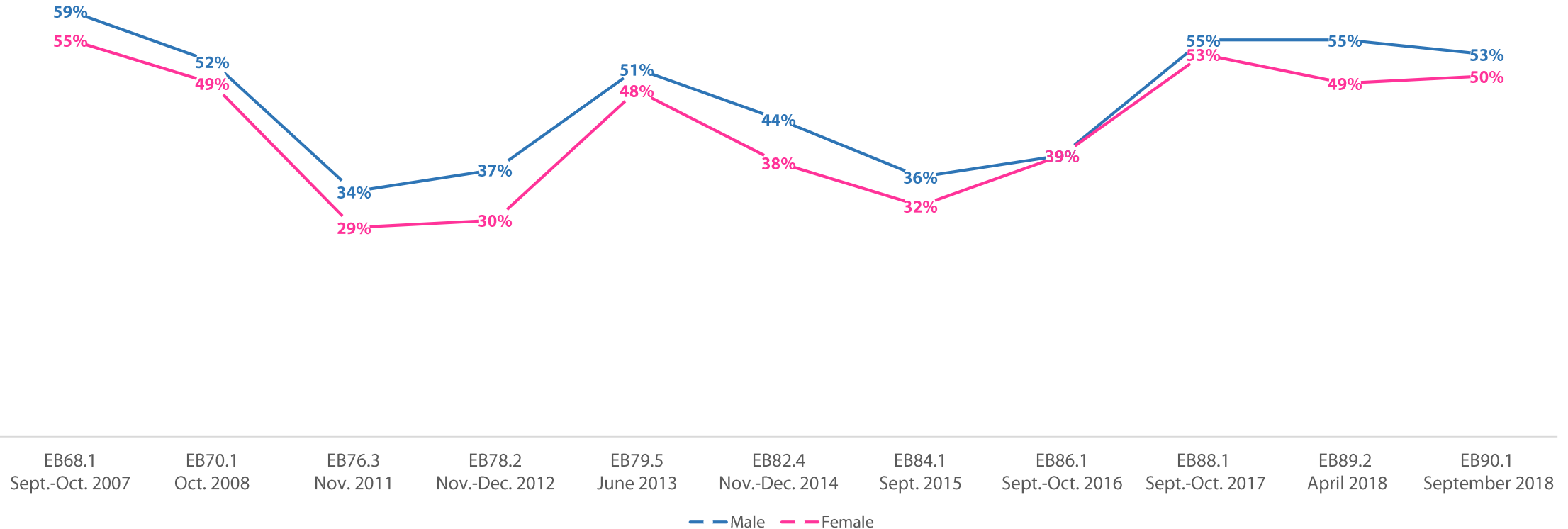


GENDER

Image of the European Parliament

In general, does the EP conjure up for you a very positive, fairly positive, neutral, fairly negative or very negative image?

Answer: Total "positive" (%)

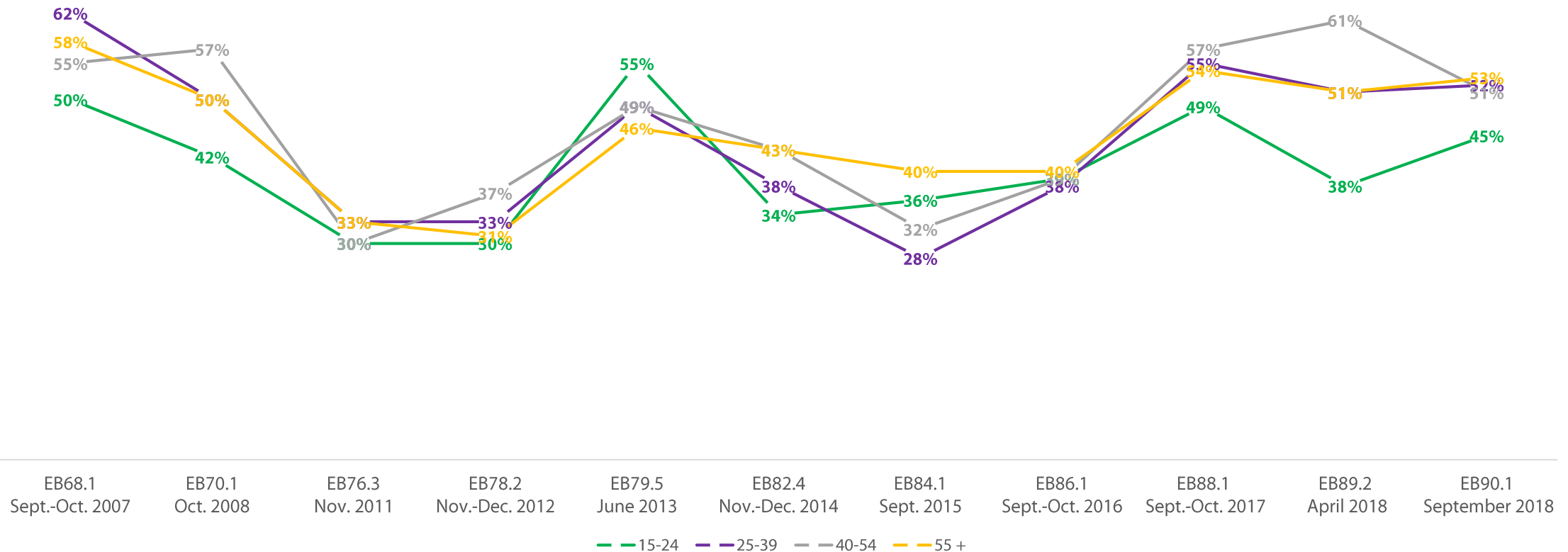


AGE

Image of the European Parliament

In general, does the EP conjure up for you a very positive, fairly positive, neutral, fairly negative or very negative image?

Answer: Total "positive" (%)



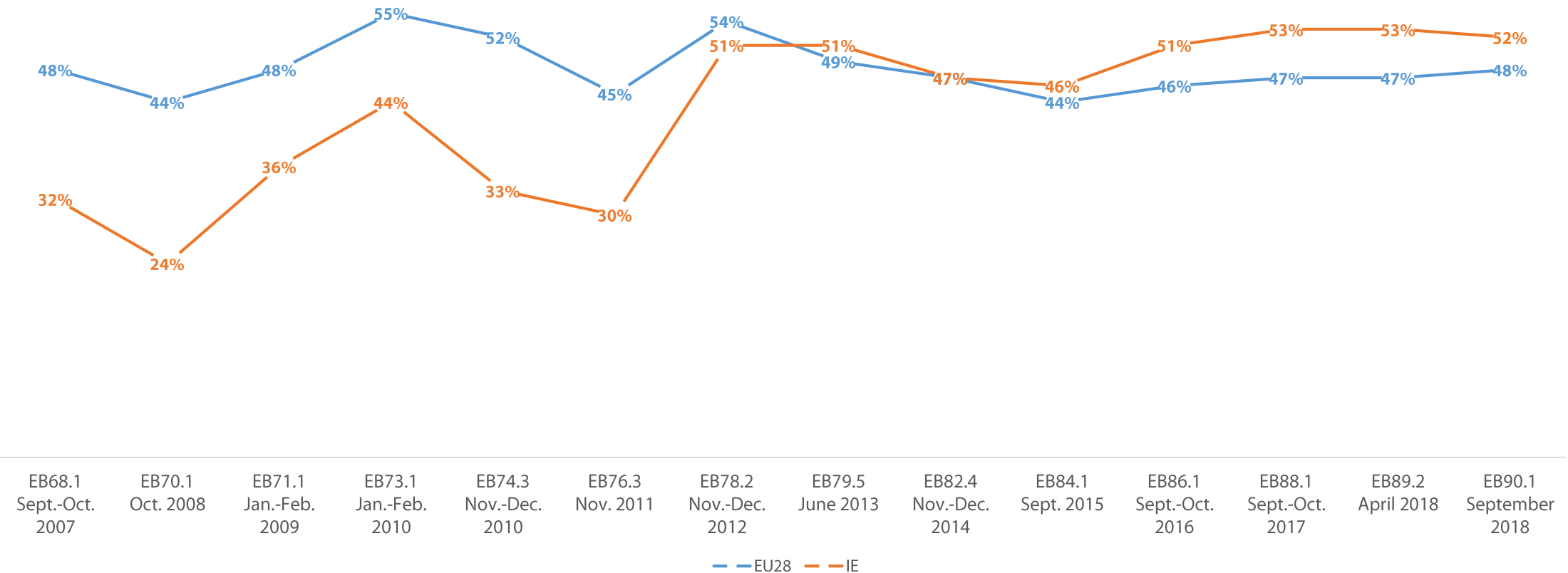
ROLE OF THE EUROPEAN PARLIAMENT

DIFFERENCES BETWEEN THE EU AND IRELAND

Role of the European Parliament

Would you personally like to see the European Parliament play a more important or less important role than it currently does?

Answer: "More important" (%)

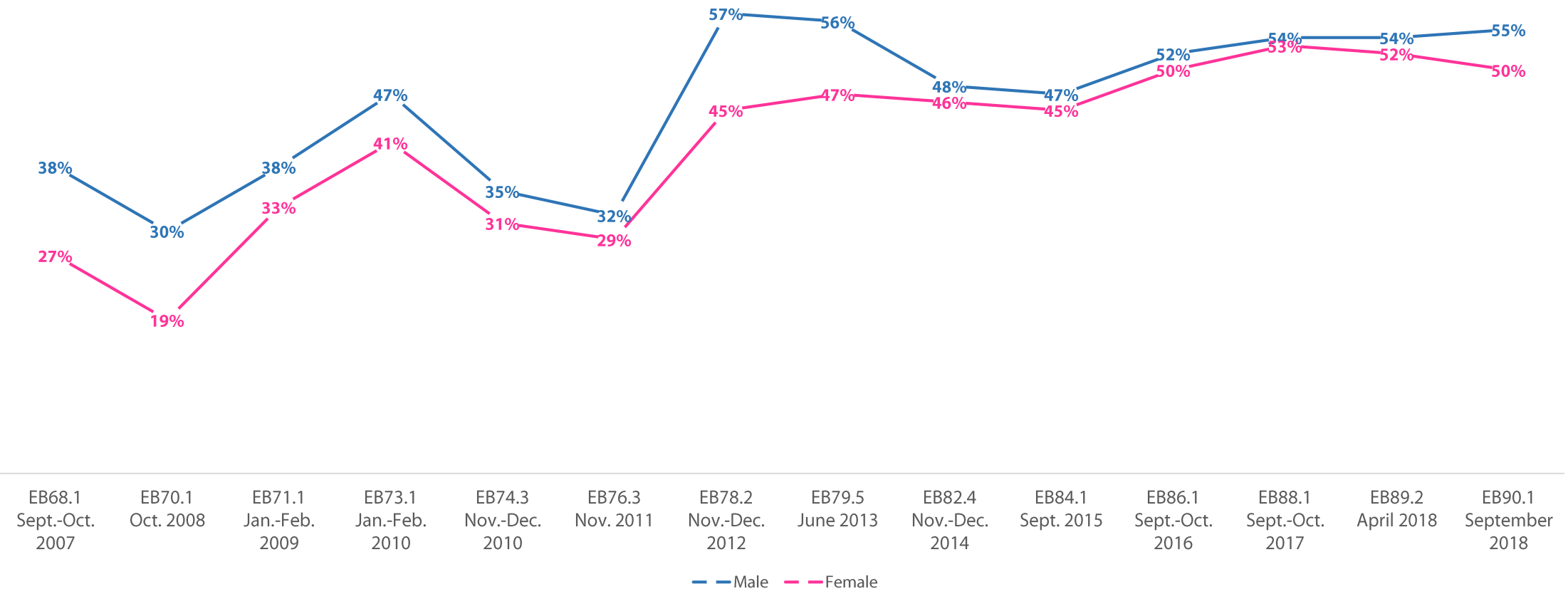


GENDER

Role of the European Parliament

Would you personally like to see the European Parliament play a more important or less important role than it currently does?

Answer: "More important" (%)

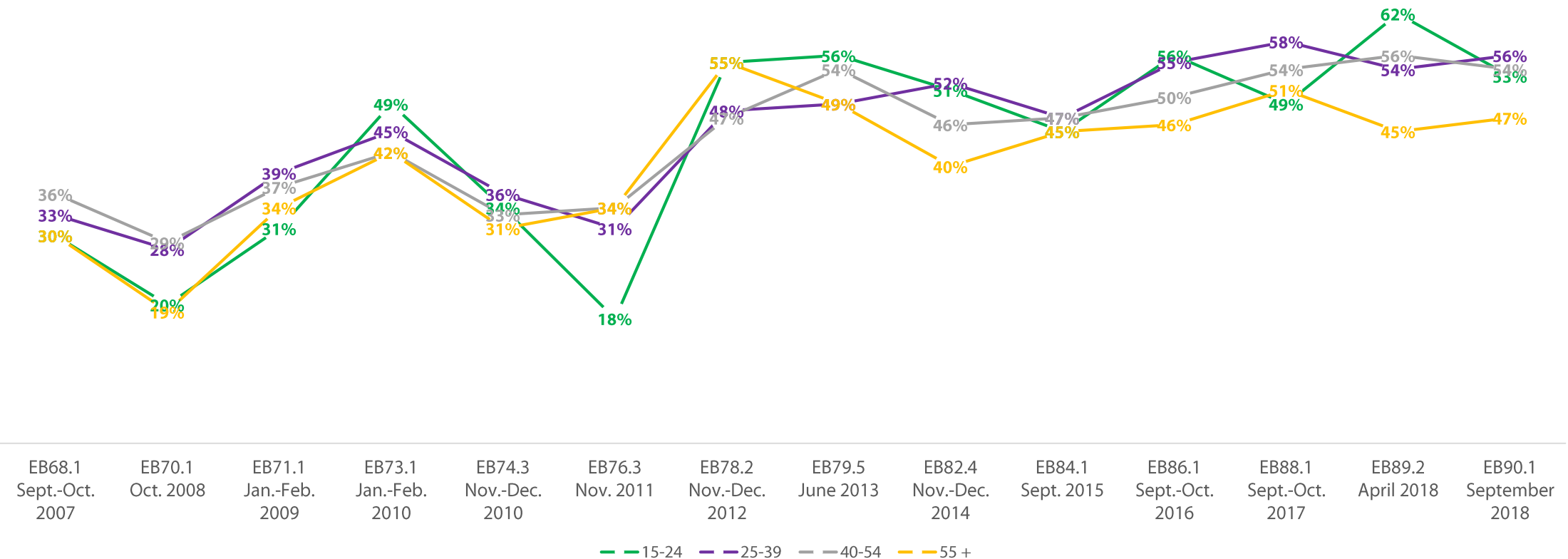


AGE

Role of the European Parliament

Would you personally like to see the European Parliament play a more important or less important role than it currently does?

Answer: "More important" (%)



CAMPAIGN TOPICS

DIFFERENCES BETWEEN THE EU AND IRELAND

Campaign topics

Which of the following themes should be discussed as a matter of priority during the electoral campaign for the next European Parliament elections? Firstly? And then?

| | EU28 | | | IE | | |
|---|----------------------|----------------------|-------|----------------------|----------------------|-------|
| | EB89.2 April 2018 | EB90.1 Sept. 2018 | Diff. | EB89.2 April 2018 | EB90.1 Sept. 2018 | Diff. |
| Immigration | 45% | 50% | +5 | 38% | 37% | -1 |
| Economy and growth | 42% | 47% | +5 | 46% | 57% | +11 |
| Social protection of EU citizens | 32% | 32% | = | 31% | 31% | = |
| Consumer protection and food safety | 27% | 27% | = | 21% | 23% | +2 |
| Combating climate change and protecting the environment | 35% | 40% | +5 | 30% | 34% | +4 |
| Promoting human rights and democracy | 32% | 35% | +3 | 39% | 36% | -3 |
| Fight against terrorism | 49% | 44% | -5 | 48% | 40% | -8 |
| The way the EU should be working in the future | 27% | 29% | +2 | 31% | 27% | -4 |
| Combatting youth unemployment | 48% | 47% | -1 | 40% | 38% | -2 |
| Security and defence policy | 29% | 28% | -1 | 25% | 21% | -4 |
| Protection of external borders | 26% | 27% | +1 | 22% | 24% | +2 |
| Protection of personal data | 20% | 17% | -3 | 37% | 27% | -10 |
| Other (SPONTANEOUS) | 2% | 2% | = | 3% | 1% | -2 |
| None/ You are not interested in these elections (SPONTANEOUS) | 3% | 3% | = | 4% | 2% | -2 |
| DK | 2% | 1% | -1 | 3% | 3% | = |

GENDER AND AGE

Campaign topics

Which of the following themes should be discussed as a matter of priority during the electoral campaign for the next European Parliament elections? Firstly? And then?

| | Men | | | Women | | | 15-24 | | | 25-39 | | | 40-54 | | | 55+ | | |
|---|-------------------------|-------------------------|-------|-------------------------|-------------------------|-------|-------------------------|-------------------------|-------|-------------------------|-------------------------|-------|-------------------------|-------------------------|-------------|-------------------------|-------------------------|-------|
| | EB89.2 April 2018 | EB90.1 Sept. 2018 | Diff. | EB89.2 April 2018 | EB90.1 Sept. 2018 | Diff. | EB89.2 April 2018 | EB90.1 Sept. 2018 | Diff. | EB89.2 April 2018 | EB90.1 Sept. 2018 | Diff. | EB89.2 April 2018 | EB90.1 Sept. 2018 | Diff. | EB89.2 April 2018 | EB90.1 Sept. 2018 | Diff. |
| Immigration | 40% | 38% | -2 | 36% | 35% | -1 | 35% | 26% | -9 | 34% | 36% | +2 | 43% | 40% | -3 | 39% | 40% | +1 |
| Economy and growth | 47% | 61% | +14 | 44% | 53% | +9 | 38% | 54% | +16 | 46% | 62% | +16 | 48% | 57% | +9 | 46% | 54% | +8 |
| Social protection of EU citizens | 31% | 29% | -2 | 30% | 33% | +3 | 17% | 33% | +16 | 39% | 32% | -7 | 28% | 35% | +7 | 32% | 26% | -6 |
| Consumer protection and food safety | 22% | 21% | -1 | 21% | 24% | +3 | 22% | 23% | +1 | 23% | 24% | +1 | 22% | 20% | -2 | 19% | 24% | +5 |
| Combating climate change and protecting the environment | 29% | 33% | +4 | 31% | 35% | +4 | 31% | 26% | -5 | 28% | 33% | +5 | 33% | 41% | +8 | 28% | 32% | +4 |
| Promoting human rights and democracy | 34% | 32% | -2 | 44% | 41% | -3 | 37% | 43% | +6 | 37% | 37% | = | 39% | 36% | -3 | 42% | 33% | -9 |
| Fight against terrorism | 49% | 41% | -8 | 48% | 40% | -8 | 61% | 45% | -16 | 44% | 43% | -1 | 47% | 32% | -15 | 47% | 43% | -4 |
| The way the EU should be working in the future | 31% | 31% | = | 30% | 24% | -6 | 16% | 23% | +7 | 33% | 26% | -7 | 37% | 32% | -5 | 30% | 27% | -3 |
| Combatting youth unemployment | 38% | 37% | -1 | 43% | 39% | -4 | 38% | 47% | +9 | 40% | 34% | -6 | 45% | 38% | -7 | 38% | 40% | +2 |
| Security and defence policy | 28% | 23% | -5 | 22% | 19% | -3 | 28% | 16% | -12 | 22% | 17% | -5 | 24% | 26% | +2 | 27% | 23% | -4 |
| Protection of external borders | 23% | 28% | +5 | 20% | 21% | +1 | 8% | 18% | +10 | 23% | 23% | = | 21% | 27% | +6 | 27% | 26% | -1 |
| Protection of personal data | 39% | 29% | -10 | 35% | 25% | -10 | 38% | 24% | -14 | 40% | 33% | -7 | 39% | 29% | -10 | 32% | 21% | -11 |
| Other (SPONTANEOUS) | 4% | 1% | -3 | 2% | 1% | -1 | 0% | 1% | +1 | 3% | 1% | -2 | 2% | - | #VAL UE! | 4% | 1% | -3 |
| None/ You are not interested in these elections (SPONTANEOUS) | 4% | 2% | -2 | 4% | 2% | -2 | 3% | 1% | -2 | 4% | 1% | -3 | 3% | 2% | -1 | 5% | 4% | -1 |
| DK | 2% | 2% | = | 0% | 4% | +4 | 0% | 5% | +5 | 0% | 2% | +2 | 2% | 1% | -1 | 3% | 3% | = |

TECHNICAL SPECIFICATIONS

- Population: Around 1000 respondents (15 years old +) per survey
- Methodology: Face-to-face – Eurobarometer surveys carried out by Kantar Public
- Margin of error: For this sample size the actual percentage would vary within the following intervals:

| Percentages observed | 10% or 90% | 20% or 80% | 30% or 70% | 40% or 60% | 50% |
|----------------------|----------------|----------------|----------------|----------------|----------------|
| Margin of error | +/- 1.9 points | +/- 2.5 points | +/- 2.7 points | +/- 3.0 points | +/- 3.1 points |

Example: If a result is given in this document as 35%, the actual percentage across the whole population might vary between 32.3% and 37.7%.

CONTACT

Public Opinion Monitoring Unit
Philipp M. Schulmeister / Head of Unit
public.opinion.monitoring@europarl.europa.eu