



**UNHCR Representation  
in Bosnia and Herzegovina**

**Statistical Summary**

as at 31 January 2005

**I. Total Number of Refugees and Displaced Persons  
who Returned to/within Bosnia and Herzegovina\***

	Total to date	Current year
<b>A. Returns from Abroad</b>	<b>440,930</b>	<b>73</b>
<b>B. Returns of Displaced Persons</b>	<b>565,028</b>	<b>492</b>
<b>Total Number of Returnees :</b>	<b>1,005,958</b>	<b>565</b>

**II. Total Number of Minority Returns (Refugees and DPs)  
who Returned to their Place of Origin in BiH\***

	Total to date	Current year
<b>A. Federation of BiH</b>	<b>269,367</b>	<b>327</b>
<b>B. Republika Srpska</b>	<b>158,131</b>	<b>148</b>
<b>C. Brcko District</b>	<b>21,382</b>	<b>-</b>
<b>Total Number of Minority Returns :</b>	<b>448,880</b>	<b>475</b>

\* Since GFAP - General Framework Agreement for Peace in BiH

**III. Refugees, Asylum Seekers and DPs in BiH**

	Total	Federation	RS	Brcko District
<b>A. Refugees :</b>	<b>22,215</b>	<b>2,982</b>	<b>18,856</b>	<b>377</b>
From Croatia	19,211	-	18,834	377
From Serbia and Montenegro (Kosovo)	2,993	2,971	22	-
- in Collective Facilities	613	613	-	-
From Other Countries	11	11	-	-
<b>B. Asylum Seekers :</b>	<b>459</b>	<b>419</b>	<b>40</b>	<b>-</b>
From Serbia and Montenegro (Incl. Kosovo)	359	319	40	-
- in Collective Accommodation (RCs)	144	144	-	-
From Other Countries	100	100	-	-
- in Collective Accommodation (RCs)	55	55	-	-
<b>C. Displaced Persons :</b>	<b>308,748</b>	<b>125,515</b>	<b>163,533</b>	<b>19,700</b>
- DPs in Collective Centres	739	633	106	-

For the full UNHCR statistics package issued monthly please visit : [www.unhcr.ba](http://www.unhcr.ba)

Source: UNHCR; Municipal Authorities; DP Associations and NGOs



**UNHCR**  
The UN Refugee Agency

**STATISTICS  
PACKAGE**

[www.unhcr.ba](http://www.unhcr.ba)


Sarajevo

31 January 2005

**SUMMARY OF RECORDED RETURNS OF DISPLACED PERSONS  
WITHIN BOSNIA AND HERZEGOVINA**

**(MAJORITY AND MINORITY RETURNS)**


TABLE 1

 <b>UNHCR</b> The UN Refugee Agency	CANTONS										Total Federation of BiH	Republika Srpska	Brcko District	Grand Total
	Una-Sana	Posavina	Tuzla	Zenica-Doboj	Bosnia-Podrinje	Central Bosnia	Herzegovina-Neretva	West-Herzegovina	Sarajevo	Canton 10				
2005	January			66		90	170		45		371	121		492
February														
March														
April														
May														
June														
July														
August														
September														
October														
November														
December														
<b>TOTAL</b>				<b>66</b>		<b>90</b>	<b>170</b>		<b>45</b>		<b>371</b>	<b>121</b>		<b>492</b>
<b>Total Minority DPs:</b>				50		44	157		39		290	121		411

## SUMMARY OF RECORDED REPATRIATION OF REFUGEES TO BOSNIA AND HERZEGOVINA

(MAJORITY AND MINORITY RETURNS)

TABLE 2

 <b>UNHCR</b> The UN Refugee Agency	CANTONS										Total Federation of BiH	Republika Srpska	Brcko District	Grand Total
	Una-Sana	Posavina	Tuzla	Zenica-Doboj	Bosnia-Podrinje	Central Bosnia	Herzegovina-Neretva	West-Herzegovina	Sarajevo	Canton 10				
2005				21					25		46	27		73
January				21					25		46	27		73
February														
March														
April														
May														
June														
July														
August														
September														
October														
November														
December														
<b>TOTAL</b>				<b>21</b>					<b>25</b>		<b>46</b>	<b>27</b>		<b>73</b>
<b>Total Minority Refuges:</b>				<b>15</b>					<b>22</b>		<b>37</b>	<b>27</b>		<b>64</b>

**RECORDED MINORITY RETURNS FROM 01012005 TO 31012005  
IN BOSNIA AND HERZEGOVINA**

FEDERATION OF BIH :

TABLE 3

<b>CANTON 1: UNASANA</b>	<b>Bosniacs</b>	<b>Croats</b>	<b>Serbs</b>	<b>Otars</b>	<b>Total</b>
Bihac					
Bosanska Kupa					
Bosanski Petrovac					
Kuc					
<b>Total:</b>					

<b>CANTON 2: POSAVINA</b>	<b>Bosniacs</b>	<b>Croats</b>	<b>Serbs</b>	<b>Otars</b>	<b>Total</b>
Domaljevac - Samac					
Odzak					
Orasje					
<b>Total:</b>					

<b>CANTON 3: TUZLA</b>	<b>Bosniacs</b>	<b>Croats</b>	<b>Serbs</b>	<b>Otars</b>	<b>Total</b>
Banovici					
Celic					
Gradacac					
Livac					
Sapna					
Srebrenik					
Tuzla					
Teocak					
<b>Total:</b>					

<b>CANTON 4: ZENICADOBOJ</b>	<b>Bosniacs</b>	<b>Croats</b>	<b>Serbs</b>	<b>Otars</b>	<b>Total</b>
Breza					
Kanji		1			1
Maglaj		38	20		58
Olovo					
Tesanj					
Vares					
Zavidovici			4		4
Zenica		1	1		2
Zepce					
<b>Total:</b>		40	25		65

<b>CANTON 5: BOSNIAPODRINJE</b>	<b>Bosniacs</b>	<b>Croats</b>	<b>Serbs</b>	<b>Otars</b>	<b>Total</b>
Foca - Ustiblna					
Gorazde					
Pale - Praca					
<b>Total:</b>					

<b>CANTON 6: CENTRAL BOSNIA</b>	<b>Bosniacs</b>	<b>Croats</b>	<b>Serbs</b>	<b>Otars</b>	<b>Total</b>
Bugojno					
Donji Vakuf					
Gornji Vakuf - Uskuplje		11			11
Jajce	32		1		33
<b>Total:</b>	32	11	1		44

<b>CANTON 7: HERZEGOVINA NERETVA</b>	<b>Bosniacs</b>	<b>Croats</b>	<b>Serbs</b>	<b>Otars</b>	<b>Total</b>
Capljina	45				45
Citluk					
Knjic			2		2
Mostar	35		10		45
Prozor / Rama					
Stolac	65				65
Ravno					
<b>Total:</b>	145		12		157

<b>CANTON 8 WEST HERZEGOVINA</b>	<b>Bosniacs</b>	<b>Croats</b>	<b>Serbs</b>	<b>Otars</b>	<b>Total</b>
Ljubusk					
<b>Total:</b>					

<b>CANTON 9: SARAJEVO</b>	<b>Bosniacs</b>	<b>Croats</b>	<b>Serbs</b>	<b>Otars</b>	<b>Total</b>
Centar					
Hadzici				3	3
Iidza			3		3
Iijas					
Novi Grad		6	14		20
Novo Sarajevo		6	26		32
Stari Grad					
Trnovo FBiH					
Vogosca				3	3
<b>Total:</b>		12	43	6	61

<b>CANTON 10:</b>	<b>Bosniacs</b>	<b>Croats</b>	<b>Serbs</b>	<b>Otars</b>	<b>Total</b>
Bosansko Grahovo					
Drvar					
Glamoc					
Kupres					
<b>Total:</b>					

	<b>Bosniacs</b>	<b>Croats</b>	<b>Serbs</b>	<b>Otars</b>	<b>Total</b>
<b>Total FEDERATION OF BiH :</b>	177	63	8	6	327

<b>REPUBLIKA SRPSKA :</b>	<b>Bosniacs</b>	<b>Croats</b>	<b>Serbs</b>	<b>Otars</b>	<b>Total</b>
Banja Luka	1	1			2
Berovici					
Bijeljina					
Bosansko Dubica / Zarsko Dubica					
Bosanski Brod					
Bosansko Kostajnica					
Bosanski Novi / Novi Grad	57				57
Bosanski Samac / Samac					
Bratunac					
Cajnice					
Derventa					
Doboj					
Foca					
Gacko					
Kalinovik					
Kotor Varos					
Han Pijesak					
Milici					
Modrica					
Mrkonjic Grad					
Odzacko / Savlje					
Pale					
Prijedor	72				72
Rogatica					
Rudo					
Srebrenica					
Srebrenica					
Ustipraca					
Teslic	4	1			5
Trebinje	5				5
Trnovo RS					
Vrsgrad					
Vrsenica					
Zvornik	7				7
<b>Total Republika Srpska :</b>	146	2			148

<b>BRCKO DISTRICT :</b>	<b>Bosniacs</b>	<b>Croats</b>	<b>Serbs</b>	<b>Otars</b>	<b>Total</b>
<b>Total Brcko District :</b>					

	<b>Bosniacs</b>	<b>Croats</b>	<b>Serbs</b>	<b>Otars</b>	<b>Total</b>
<b>Total BOSNIA AND HERZEGOVINA*:</b>	323	65	8	6	475

\* Source: UNHCR; Municipal Authorities; OHR Brcko District, DPs Associations and NGOs.

**RETURNS SUMMARY TO BOSNIA AND HERZEGOVINA  
FROM 01/01/1996 TO 31/12/2005**

TABLE 4

		FEDERATION OF BIH									
		REFUGEES					DPs				
		BOS	CRO	SER	OTH	TOTAL	BOS	CRO	SER	OTH	TOTAL
1	1996	7638	3144	552	33	11367	101266	447	1,179	21	102913
	1997	74552	33495	289	754	111850	381	10,163	3971	205	53160
	1998	77310	22930	4307	1453	106000	9041	4040	6059	300	19440
	1999	17359	5960	4370	491	288	14320	5747	9649	219	29935
	2000	485	3498	5164	569	14046	9638	6660	1381	172	3028
	2001	1966	228	9,108	542	13901	9058	480	24,794	343	3908
	2002	3341	208	1879	290	23790	6791	4632	21,108	624	33155
	2003	87	118	5430	230	7740	9356	188	14,963	145	26322
	2004	18	310	936	74	1507	5669	955	3277	56	9957
	2005	9	21	16		46	228	72	65	6	371
	<b>TOTAL</b>		<b>25821</b>	<b>74906</b>	<b>5081</b>	<b>4436</b>	<b>38974</b>	<b>20418</b>	<b>39464</b>	<b>986</b>	<b>2091</b>

		REPUBLIK SRPSKA									
		REFUGEES					DPs				
		BOS	CRO	SER	OTH	TOTAL	BOS	CRO	SER	OTH	TOTAL
2	1996			7925		7925	136	58	61613	21	6188
	1997	204	73	88	66	830	626	28	448		5135
	1998	1279	257	2458	6	4000	6765	28	308		10130
	1999	108	339	1962	8	3470	1058	1013	1666	18	13450
	2000	288	1336	139	268	4561	22461	456	362	277	23556
	2001	2676	1959	47	110	4792	34952	471	611	93	36127
	2002	9,119	2,107	134	99	11459	29511	351	58	106	30553
	2003	4343	1609	50	191	6393	1183	123	440	7	12373
	2004	78	140	6		935	7099	17	602		7718
	2005	26	1			27	120	1			121
	<b>TOTAL</b>		<b>22335</b>	<b>781</b>	<b>21008</b>	<b>88</b>	<b>51992</b>	<b>124060</b>	<b>283</b>	<b>73440</b>	<b>68</b>

		BRČKO DISTRICT									
		REFUGEES					DPs				
		BOS	CRO	SER	OTH	TOTAL	BOS	CRO	SER	OTH	TOTAL
3	2000						485	663	2		5510
	2001						4032	599	329		4960
	2002	132	1746	7		18	5209	336	1522		7067
	2003	17	60	2		79	702	28	620		1808
	2004						208	56	9		273
	2005										
	<b>TOTAL</b>		<b>149</b>	<b>186</b>	<b>9</b>		<b>1964</b>	<b>14996</b>	<b>1940</b>	<b>248</b>	

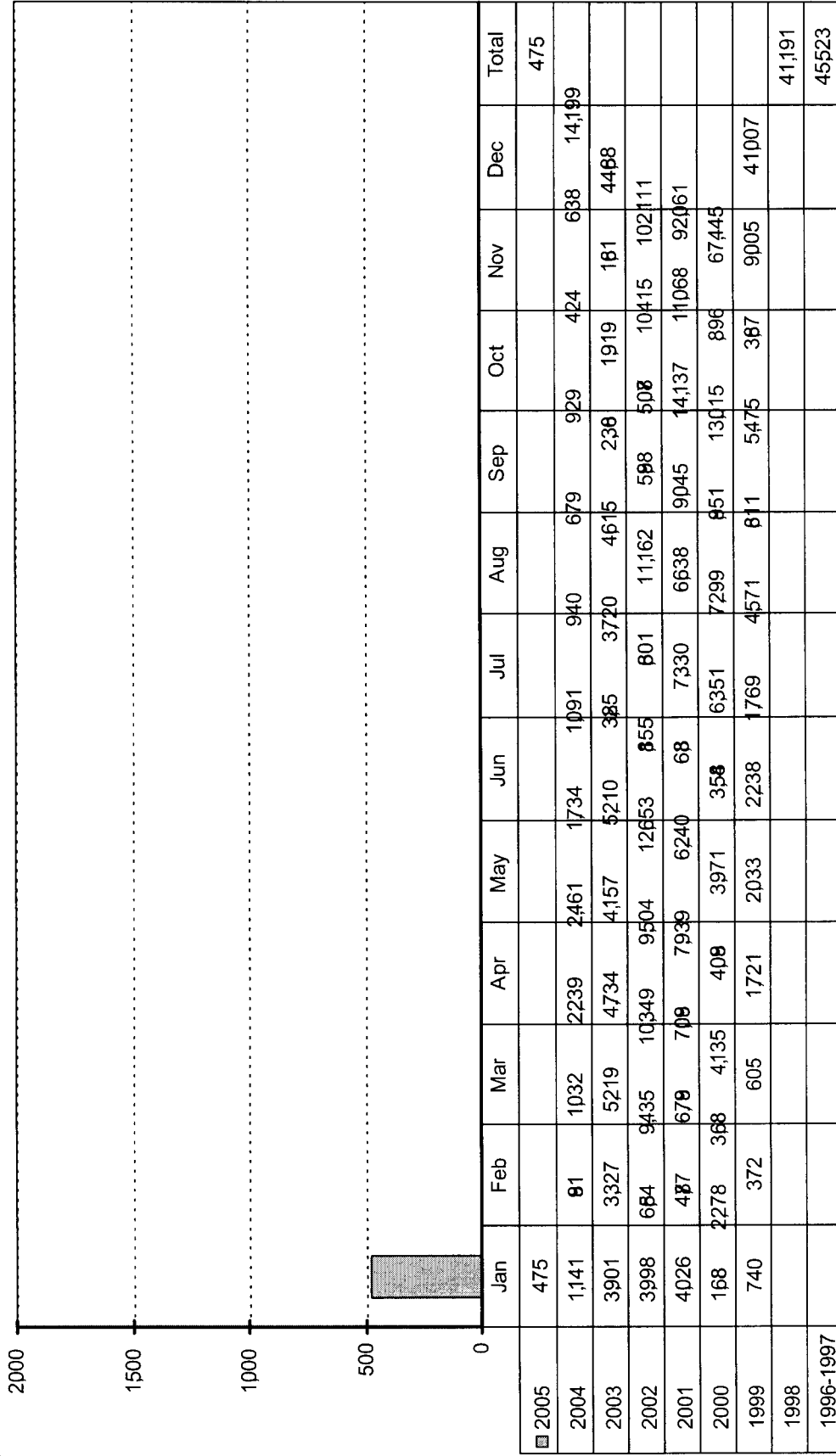
		TOTAL BOSNIA AND HERZEGOVINA									
		REFUGEES					DPs				
		BOS	CRO	SER	OTH	TOTAL	BOS	CRO	SER	OTH	TOTAL
123	1996	7638	3,144	877	33	11367	101,402	505	62,792	42	164,741
	1997	74,756	33,568	11,136	80	120,280	39,447	10,191	852	205	58,95
	1998	788	23,18	6,765	1,459	110,000	1586	4,325	9,139	300	29,570
	1999	1840	6,299	6,332	579	31,850	24,907	6,760	11,315	403	43,38
	2000	7,633	484	5,303	87	18,07	36,944	7,779	14,175	449	59,347
	2001	4,642	4,244	9,155	652	18,93	48,42	5,960	25,734	436	81,72
	2002	12,592	5,933	18,20	38	37,134	41,511	5,319	23,215	730	70,775
	2003	5,257	282	548	421	14,012	2,181	2,267	16,023	152	40,303
	2004	976	450	942	74	2,442	12,976	1,028	38	56	17,948
	2005	35	22	16		73	348	73	65	6	492
	<b>TOTAL</b>		<b>279,305</b>	<b>8,533</b>	<b>7188</b>	<b>5,264</b>	<b>440,930</b>	<b>343,244</b>	<b>44,207</b>	<b>174,798</b>	<b>2,779</b>



**UNHCR**  
The UN Refugee Agency

# Minority Returns\*2005

Table 5

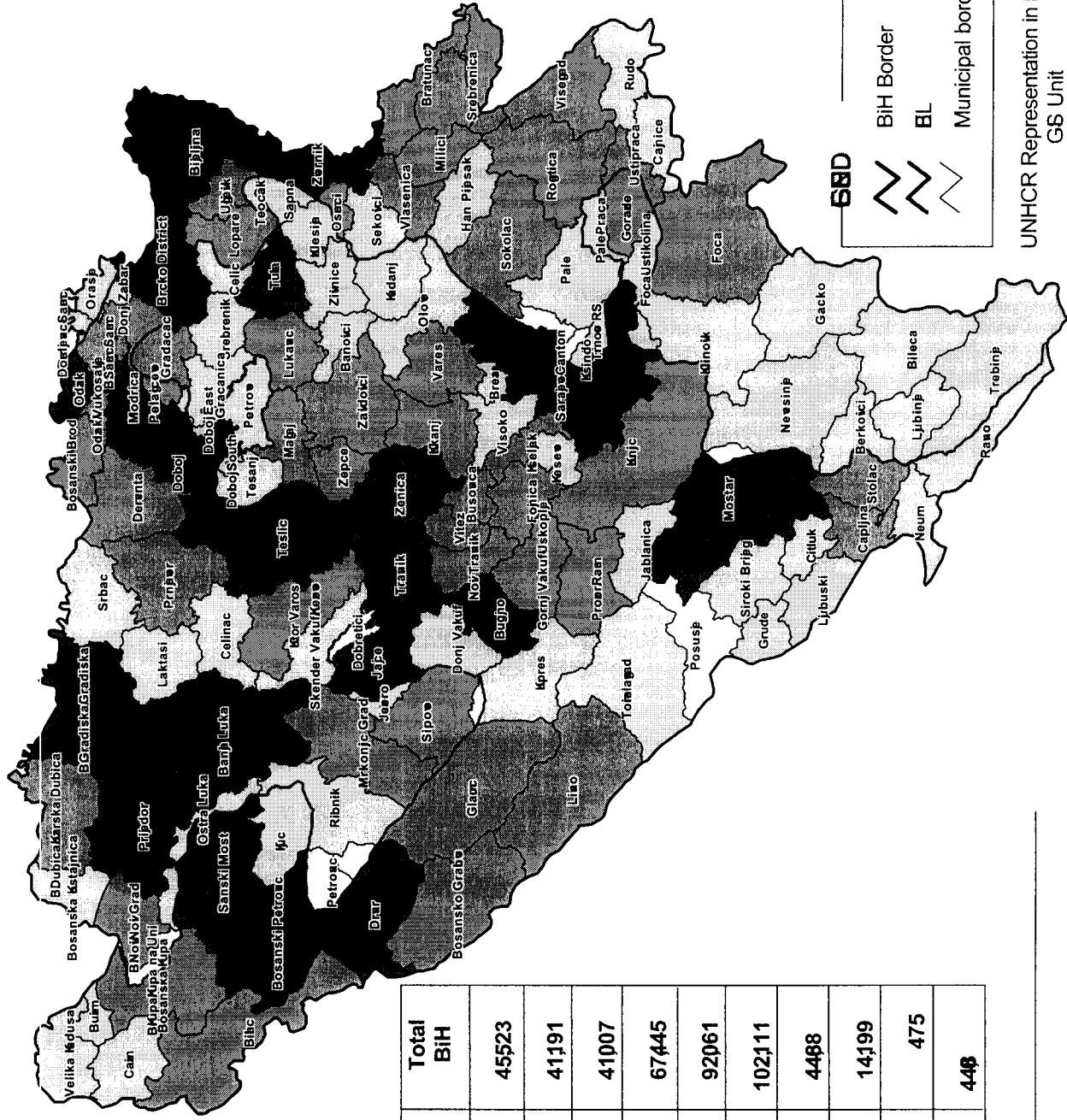
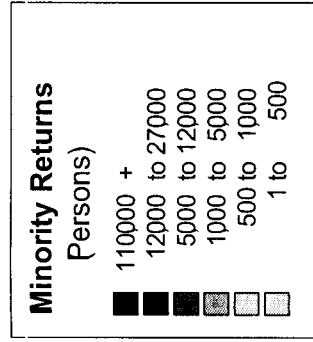


\*Minority returns is a purely technical term referring to persons who have returned to their pre-conflict municipalities, currently dominated by another constituent people(s) of BiH.

Updated: 31 January 2005



# TOTAL MINORITY RETURNS INTO BIH FROM 1996 TO 31 JANUARY 2005



**Total minority returns since GFAP \***

Year	Federation of BiH	Republika Srpska	Brcko District	Total BiH
1996 -1997	44398	1125		45523
1998	32605	88		41191
1999	2798	13020		41007
2000	34377	27558	5510	67445
2001	4688	40253	4960	92061
2002	5184	41345	952	102111
2003	25130	1851	168	4488
2004	58	845	273	14199
2005	327	148		475
<b>Total :</b>	<b>269367</b>	<b>15831</b>	<b>2138</b>	<b>448</b>

\*GFAP -General Framework Agreement for Peace in BiH



The boundaries displayed on this map do not imply official recognition by the United Nations

GGD

BIH Border  
BL  
Municipal border

UNHCR Representation in BiH

GS Unit

31 January 2005

NUMBER OF MINE VICTIMS BY YEAR  
(MONTHLY DISTRIBUTION)

	Year												Total
	1996	1997	1998	1999	2000	2001	2002	2003	2004				
January	64	15	13	15	3	5	5	4	0				124
February	34	17	9	9	7	3	10	4	3				96
March	103	55	35	9	13	14	9	16	4				258
April	105	40	22	11	5	13	9	3	2				210
May	60	32	15	7	8	8	5	2	6				143
June	58	30	10	4	10	10	3	3	3				131
July	57	27	11	7	13	13	3	1	6				138
August	46	26	12	3	17	4	4	6	5				123
September	29	13	4	10	2	6	8	2	4				78
October	32	20	12	5	10	8	9	6	6				108
November	24	8	2	6	6	2	5	6	3				62
December	20	7	4	9	6	6	1	2	1				51
<b>Total</b>	<b>632</b>	<b>290</b>	<b>149</b>	<b>95</b>	<b>100</b>	<b>8</b>	<b>72</b>	<b>54</b>	<b>43</b>				<b>1522</b>

MINE VICTIMS BY AGE

	Year												Total
	1996	1997	1998	1999	2000	2001	2002	2003	2004				
Children (0-14)	151	55	22	19	29	12	19	9	6				322
Adults (15-60)	412	202	100	64	64	59	48	37	34				1020
Elderly (over 60)	40	20	17	10	7	7	5	8	3				117
Unknown	29	13	10	2	0	9	0	0	0				63
<b>Total</b>	<b>632</b>	<b>290</b>	<b>149</b>	<b>95</b>	<b>100</b>	<b>8</b>	<b>72</b>	<b>54</b>	<b>43</b>				<b>1522</b>

CASUALTIES BY ORIGIN

	Year												Total
	1996	1997	1998	1999	2000	2001	2002	2003	2004				
Displaced Persons	90	51	32	31	14	12	5	5	1				241
Returnees	65	32	18	7	19	20	13	19	7				200
Local residents	477	207	99	57	67	55	54	30	35				108
<b>Total</b>	<b>632</b>	<b>290</b>	<b>149</b>	<b>95</b>	<b>100</b>	<b>8</b>	<b>72</b>	<b>54</b>	<b>43</b>				<b>1522</b>

FATAL AND NON FATAL INJURIES BY YEAR

	Year					Total					
	1996	1997	1998	1999	2000		2001	2002	2003	2004	
Fatal	175%	302%	400%	398%	350%	368%	426%	372%			350%
Non fatal	85%	69%	604%	650%	632%	639%	574%	62%			650%

**UNHCR Urges FBiH Authorities to Ensure Sufficient Support for Returns in 2005**

**Sarajevo, 22 March 2005** - Udo Janz, UNHCR Representative in BiH, meeting with Federation Minister for Refugees and Displaced Persons, Edin Music, today urged the Federation authorities to ensure sufficient funding support of the return process in 2005. Other issues discussed related to the sustainability of the returns, the selection of the beneficiaries and a range of projects currently under consideration in the return sector.

Mr. Janz requested from Minister Music that the Government of Federation of BiH transfer without delay the already agreed and still outstanding share of the FBiH for 2004 to the Return Fund. According to the agreement reached in the State Commission for Refugees and Displaced Persons in 2004, the Federation of BiH is due to allocate BAM 1,350,000 to the Return Fund for the realization of joint projects for returns in BiH. If authorities of FBiH fail to fulfill this obligation, the realization of important projects such as SUTRA II, the 30 Municipalities Project, and the Loan from the Council of Europe Development Bank (CEB) may be jeopardized.

Minister Music explained the cumbersome procedure obtaining the necessary funds from FBiH Government in a timely manner, but expressed his optimism that 2005 would see a big improvement in the disbursement of funds compared to last year.

Mr. Janz expressed similar concerns about the FBiH Government's obligations to follow through with its 2005 commitments in support of refugee and DP returns financed through the Return Fund.

"Clearly, unless the Federation Government is seen to follow through on its commitments by transferring the required funds for 2005 early in the year, one can not expect others to honour their commitments either", said Janz.

Both officials agreed that it was absolutely vital for the Return Fund to become fully operational in 2005, that all financial resources committed in this sector will be transferred to the Fund without delay.

Mr. Janz therefore reiterated his request for the Federation Government to lead the process by setting a positive example, and thanked Minister Music for his support to this end.

---

For further information please contact Majda Prijaca at UNHCR Sarajevo:

Tel: ++ 387 61 171 673  
Fax: ++ 387 33 470 171  
E-mail: [bsnsa@unhcr.ch](mailto:bsnsa@unhcr.ch)  
Web site: [www.unhcr.ba](http://www.unhcr.ba)

## ESCOFET LEON Pilar

---

**From:** Nadine Verspecht [VERSPECH@unhcr.ch]  
**Sent:** 21 March 2005 15:36  
**To:** amnesty-eu@aieu.be; dominique.lapprand@cec.eu.int; france.mochel@cec.eu.int; jean-louis.de-brouwer@cec.eu.int; julian.wilson@cec.eu.int; Lambert.Schmidt@cec.eu.int; Muriel.Guin@cec.eu.int; Peter.Bosch@cec.eu.int; pierre-louis.lempereur@cec.eu.int; Pierre.Roubaud@cec.eu.int; Reinhard.Priebe@cec.eu.int; Thierry.Bechet@cec.eu.int; Pascal.Smet@cgrs.mibz.fgov.be; catherine.grillo-pasquarelli@coe.int; danielle.laveau@consilium.eu.int; guillermo.TroncosoGonzalez@consilium.eu.int; helio.gomez@consilium.eu.int; kaija.vanonen@consilium.eu.int; stefan.lehne@consilium.eu.int; euecre@ecre.be; BULTENA Anje; BAPTISTA Cristina; PACK Doris Gisela; WATSON Graham; PAAKKOLA Kirsti; FIALHO Maria Jose; EVANS Robert; MAZZI-ZISSIS Sabina; PVonBethlenfalvy@iom.int; SCELEBIC@iom.int; stephane.nicolas@mibz.fgov.be; walter.muls@mibz.fgov.be; vbrion@naa.be; Daniela.Adorna@redcross-eu.net; voice@skynet.be; Andrea.Soelkner@stabilitypact.org; ahorvai@worldbank.org; Jdooley1@worldbank.org  
**Cc:** Madeline Garlick; Anthony Land; Annabelle Roig; Pierre Vinet  
**Subject:** UNHCR Map of estimate of Refugees & IDPs in the SEO region



SEE\_EstimateOfRefID  
Ps\_MapA3LC...



CCbalcan.xls (45 KB)

Dear all,

Please find attached the UNHCR Map on Estimate of Refugees and IDPs in South Eastern Europe reflecting the situation as at 28 February 2005. The next issue will be as at 30 April 2005. We are also attaching a table on the evolution of refugees and IDP population in collective centres in the Balkans that may be of interest to you.

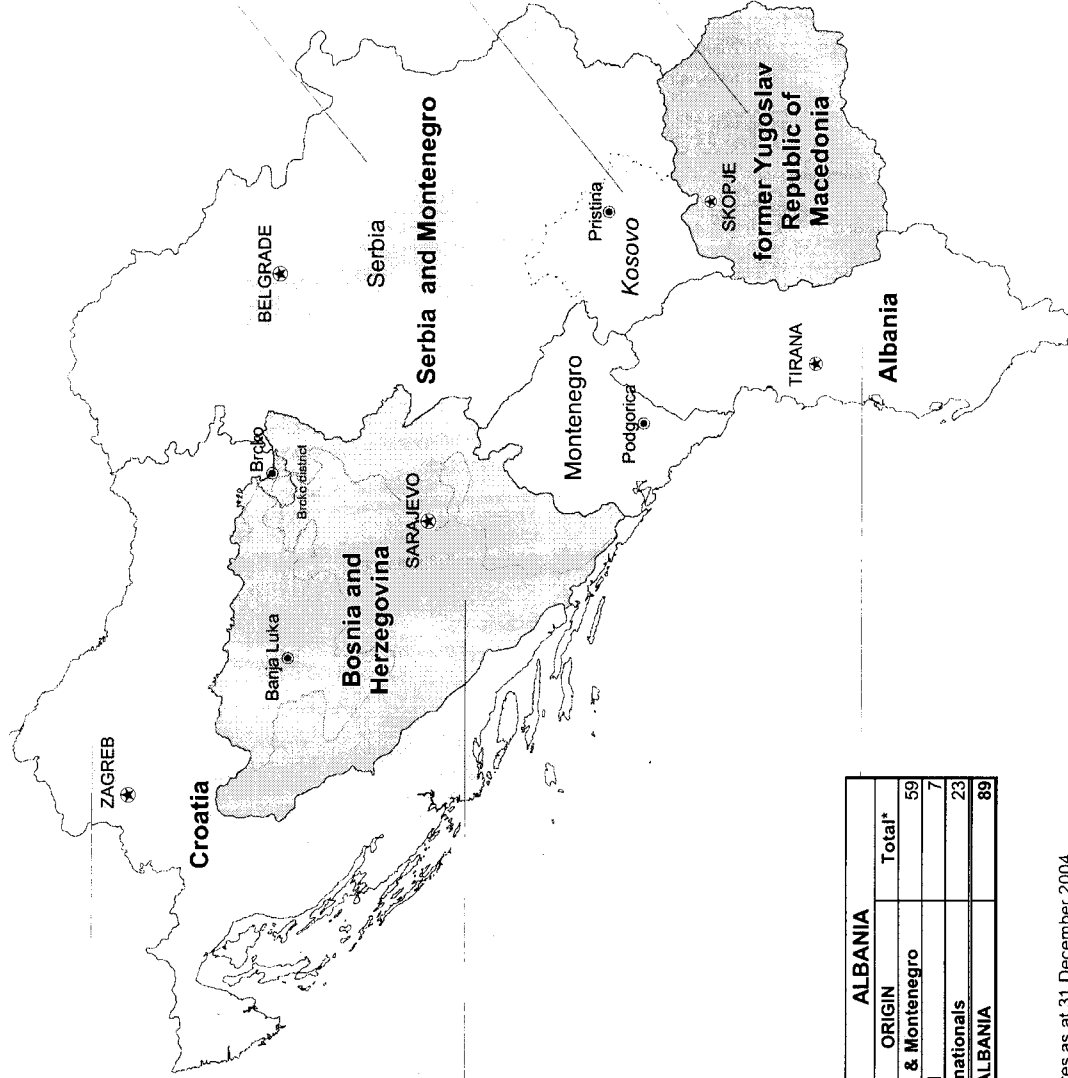
Thank you for your attention and best regards.  
Nadine Verspecht, UNHCR RO Brussels

# ESTIMATE OF REFUGEES AND DISPLACED PERSONS still seeking solutions in South-Eastern Europe

CROATIA	
ORIGIN	Total
BIH	3,114
Serbia and Montenegro	451
<b>Total Refugees</b>	<b>3,565</b>
IDPs	7,139
<b>Total CROATIA</b>	<b>10,704</b>

BOSNIA AND HERZEGOVINA	
ORIGIN	Total*
Serbia and Montenegro	2,993
Croatia	19,211
<b>Total Refugees</b>	<b>22,204</b>
IDPs	308,748
<b>Total BIH</b>	<b>330,952</b>

\* Figures as at 31 January 2005



SERBIA AND MONTENEGRO	
ORIGIN	Total
BIH	95,213
Croatia	179,127
YROM	10
<b>Total Refugees</b>	<b>274,350</b>
IDPs (Kosovo)	226,154
<b>Total SERBIA-MONTENEGRO</b>	<b>500,504</b>
KOSOVO	
YROM	769
Minority IDPs	22,000
<b>Total KOSOVO</b>	<b>22,769</b>
<b>GRAND TOTAL</b>	<b>523,273</b>

FYR of MACEDONIA	
ORIGIN	Total
Serbia and Montenegro (Kosovo)	2,208
BIH	24
Other nationals	1
<b>Total Refugees</b>	<b>2,233</b>
IDPs*	1,424
<b>Total FYROM</b>	<b>3,657</b>

\* Figure from the Min. of Labour & Social Policy

ALBANIA	
ORIGIN	Total*
Serbia & Montenegro	59
YROM	7
Other nationals	23
<b>Total ALBANIA</b>	<b>89</b>

\* Figures as at 31 December 2004

<b>TOTAL Refugees</b>	<b>303,210</b>
<b>TOTAL IDPs</b>	<b>565,465</b>
<b>GRAND TOTAL</b>	<b>868,675</b>

**Updated to reflect the situation as at 28 February 2005**

These statistics are based on information currently available to UNHCR, and should be regarded as estimates only. They do not include refugees/asylum-seekers from countries outside the region. The boundaries and names shown on this map do not imply official endorsement or acceptance by the United Nations.

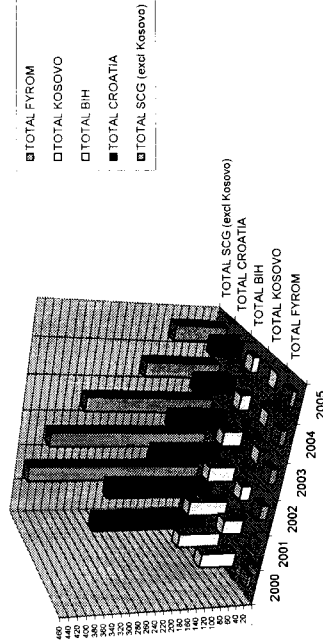
# Official Collective Centres (CCs) for Refugees and IDPs in the Balkans

Review on changes during the period January 2000 to January 2005

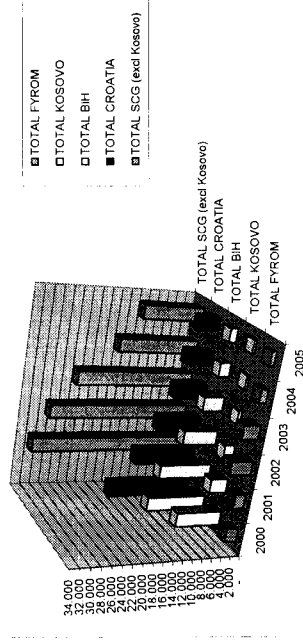
Country/Region	Number of CCs/Locations					Number of Refugees					Number of IDPs					Total Number of Persons in CCs										
	Jan-00	Jan-01	Jan-02	Jan-03	Jan-04	Jan-05	Jan-00	Jan-01	Jan-02	Jan-03	Jan-04	Jan-05	Jan-00	Jan-01	Jan-02	Jan-03	Jan-04	Jan-05	Jan-00	Jan-01	Jan-02	Jan-03	Jan-04	Jan-05	since 2000	
Serbia & Montenegro (SCG)	N/A	402	371	298	176	127	20,946	20,946	17,322	13,226	7,966	5,219	N/A	7,412	8,684	8,660	7,523	6,833	N/A	28,358	26,006	21,886	21,886	15,489	12,052	58%
Serbia	N/A	44	33	30	16	7	758	758	650	601	402	101	N/A	3,105	2,763	2,208	1,106	798	N/A	3,863	3,413	2,809	1,508	899	77%	
Montenegro	N/A	446	404	328	192	134	21,704	21,704	17,972	13,827	8,368	5,320	N/A	10,517	11,447	10,868	8,629	7,631	N/A	32,221	29,419	24,695	16,997	12,951		
TOTAL SCG (excl. Kos.)	N/A	490	444	358	218	141	22,462	22,462	18,574	14,428	8,770	5,421	N/A	13,622	14,611	13,076	9,841	8,431	N/A	36,441	33,838	28,304	19,991	14,002		
TOTAL SCG	88	50	25	1	1	1	902	756	262	19	19	13	6549	2,772	1,795	603	449	455	9,451	3,528	2,057	622	468	468		
TOTAL Kosovo	88	50	25	1	1	1	902	756	262	19	19	13	6549	2,772	1,795	603	449	455	9,451	3,528	2,057	622	468	468		
Bosnia & Herzegovina Federation	53	48	37	30	19	13	1577	1,774	1,525	1,232	955	764	6,086	4,792	3,085	1,983	1,120	636	6,369	5,982	4,610	3,215	2,075	1,400	78%	
RS	55	51	30	20	7	4	1577	1,774	1,525	1,232	955	764	6,086	4,792	3,085	1,983	1,120	636	6,369	5,982	4,610	3,215	2,075	1,400	78%	
TOTAL BIH	108	99	67	50	26	17	3,154	3,548	3,050	2,464	1,910	1,528	12,172	9,584	6,170	3,966	3,100	1,766	12,738	11,964	9,220	6,430	4,150	2,875	98%	
Croatia	294	272	171	143	95	73	13,081	9,547	6,349	4,431	3,469	2,342	4,414	3,392	2,834	2,364	2,031	1,765	17,505	12,939	9,183	6,795	5,520	4,107		
TOTAL Croatia	294	272	171	143	95	73	13,081	9,547	6,349	4,431	3,469	2,342	4,414	3,392	2,834	2,364	2,031	1,765	17,505	12,939	9,183	6,795	5,520	4,107		
YR of Macedonia	9	6	20	48	16	13	2,469	2,166	1,609	1,399	440	0	0	0	2,871	2,100	1,050	956	2,469	2,166	4,480	3,499	1,490	956		
TOTAL FYROM	9	6	20	48	16	13	2,469	2,166	1,609	1,399	440	0	0	0	2,871	2,100	1,050	956	2,469	2,166	4,480	3,499	1,490	956		

NOTES:  
 In Croatia (HRV), UNHCR has no mandate for Internally Displaced Person (IDPs)  
 In Macedonia UNHCR's mandate for IDPs ended in July 2003

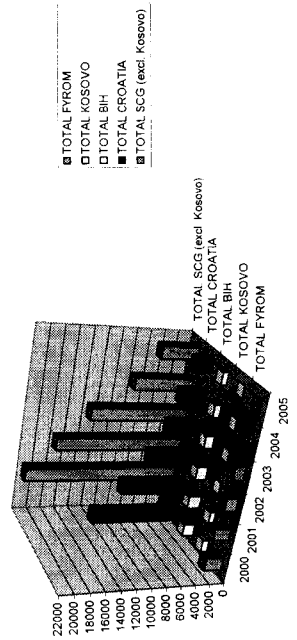
### Number of CCs/Locations in the Balkans



### Number of Persons of Concern to UNHCR in CCs in the Balkans



### Number of Refugees in CCs in the Balkans



### Number of IDPs in CCs in the Balkans

