

Emotions and political engagement towards the EU

25.564 interviews

02 - 09/04/2019

1.002 interviews

02 - 04/04/2019

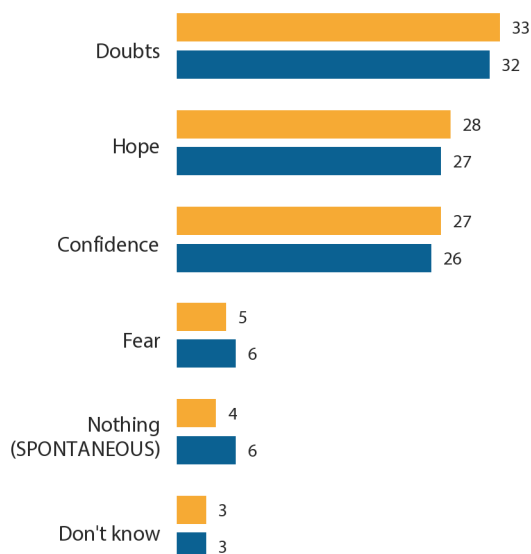
Methodology: telephone

SLOVENIA

FLASH EUROBAROMETER 4021

I. FIRST FEELINGS WHEN THINKING OF THE EU

Q1 When you think of the EU, what feeling first comes to mind? (%)



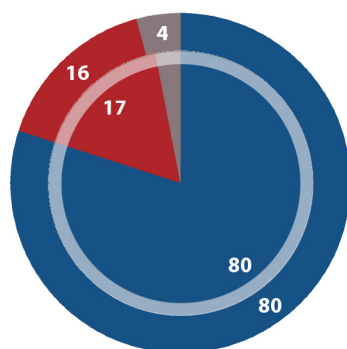
Q1 When you think of the EU, what feeling first comes to mind? (%)

Answer: Total 'Positive emotions'		EU27	SI
TOTAL		55	53
Age			
15-24		58	59
25-39		55	50
40-54		54	55
55+		55	53
Gender			
Man		57	52
Woman		54	55

Socio-demographic breakdown

II. SENSE OF TOGETHERNESS IN THE EU

Q2 To what extent do you agree or disagree with the following statement: what brings European citizens together is more important than what separates them. (%)



● Total 'Agree'

● Total 'Disagree'

● Don't know

EU27 Outer pie

SI Inner pie

Q2 To what extent do you agree or disagree with the following statement: what brings European citizens together is more important than what separates them. (%)

Answer: Total 'Agree'		EU27	SI
TOTAL		80	80
Age			
15-24		83	95
25-39		81	81
40-54		78	77
55+		78	78
Gender			
Man		79	78
Woman		80	82

Socio-demographic breakdown

Emotions and political engagement towards the EU



25.564 interviews

02 - 09/04/2019

1.002 interviews

02 - 04/04/2019

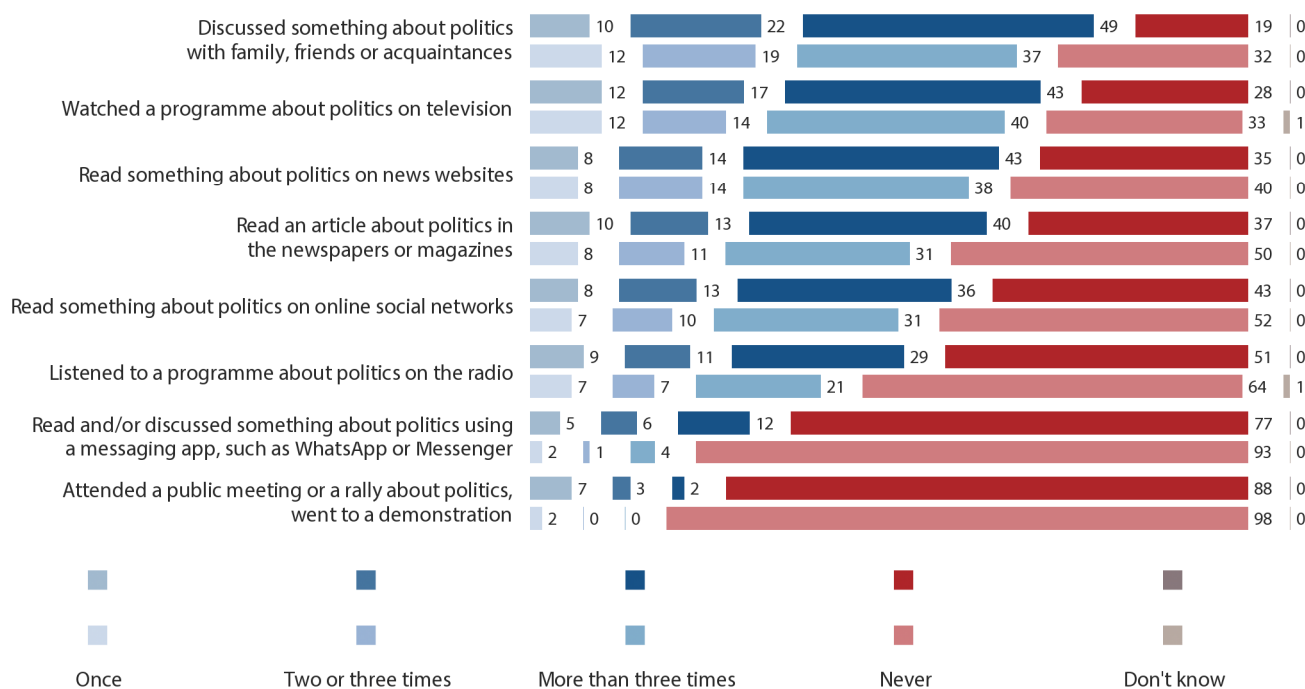
Methodology: telephone

SLOVENIA

FLASH EUROBAROMETER 4021

III. ENGAGEMENT WITH ACTIVITIES RELATED TO POLITICS

Q3 Over the last four weeks, how often did you do each of the following things related to politics, whether at the local, national or European level: (%)



Q3.1 Over the last four weeks, how often did you do each of the following things related to politics, whether at the local, national or European level:
Watched a programme about politics on television (%)

Answer: Total 'At least once'		
	EU27	SI
TOTAL	72	66
Age		
15-24	62	47
25-39	62	57
40-54	72	62
55+	81	82
Gender		
Man	73	69
Woman	72	65

Socio-demographic breakdown

Q3.5 Over the last four weeks, how often did you do each of the following things related to politics, whether at the local, national or European level:
Read something about politics on online social networks (%)

Answer: Total 'At least once'		
	EU27	SI
TOTAL	57	48
Age		
15-24	85	74
25-39	73	68
40-54	59	51
55+	38	27
Gender		
Man	59	52
Woman	54	44

Socio-demographic breakdown