

# Belgium

---

Socio-demographic trendlines - EP Eurobarometer (2007-2019)

Edition 5 (March 2019)

Directorate-General for Communication  
Public Opinion Monitoring Unit



European Parliament

# CONTENTS

---

- My voice counts in the European Union.....3
- Membership of the European Union.....7
- Benefits of membership.....11
- Role of the European Parliament.....15
- Campaign Topics.....19

# MY VOICE COUNTS IN THE EUROPEAN UNION

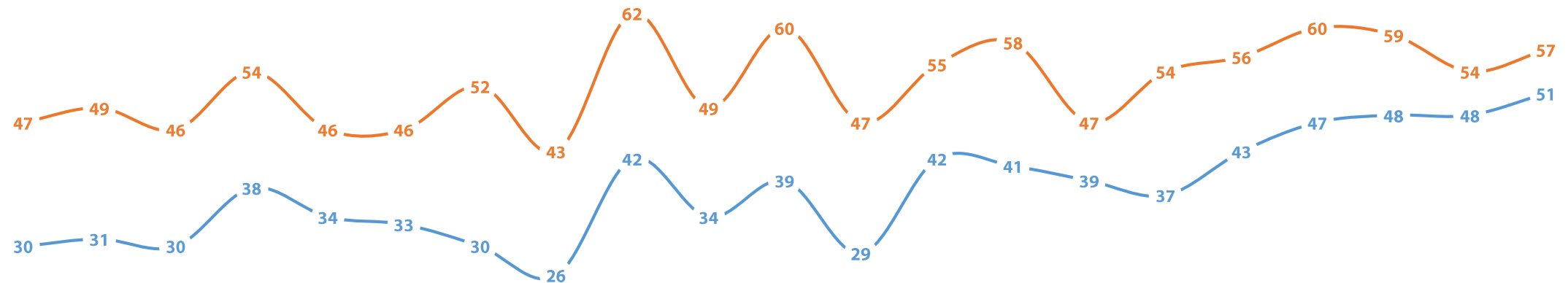
---

# DIFFERENCES BETWEEN THE EU AND BELGIUM

My voice counts in the European union

Please tell me to what extent you agree or disagree with each of the following statements: My voice counts in the EU

Answer: Total "Agree" (%)



EB68.1	EB69.2	EB70.1	EB71.3	EB73.4	EB74.2	EB75.3	EB76.3	EB77.4	EB78.2	EB79.5	EB80.1	EB81.4	EB82.4	EB84.1	EB86.1	EB 87.1	EB88.1	EB89.2	EB90.1	EB91.1
Sept.-Oct.	Mar.-Apr.	Oct.	June	May	Nov.	May	Nov.	June	Nov.-Dec.	June	Nov.	May-June	Nov.-Dec.	Sept.	Sept.-Oct.	March	Sept.-Oct.	April	September	Feb.-March
2007	2008	2008	2009	2010	2010	2011	2011	2012	2012	2013	2013	2014	2014	2015	2016	2017	2017	2018	2018	2019


— EU — BE

# GENDER

My voice counts in the European union

Please tell me to what extent you agree or disagree with each of the following statements: My voice counts in the EU

Answer: Total "Agree" (%)



EB68.1 Sept.-Oct. 2007	EB69.2 Mar.-Apr. 2008	EB70.1 Oct. 2008	EB71.3 June 2009	EB73.4 May 2010	EB74.2 Nov. 2010	EB75.3 May 2011	EB76.3 Nov. 2011	EB77.4 June 2012	EB78.2 Nov.-Dec. 2012	EB79.5 June 2013	EB80.1 Nov. 2013	EB81.4 May-June 2014	EB82.4 Nov.-Dec. 2014	EB84.1 Sept. 2015	EB86.1 Sept.-Oct. 2016	EB 87.1 March 2017	EB88.1 Sept.-Oct. 2017	EB89.2 April 2018	EB90.1 September 2018	EB91.1 Feb.-March 2019
------------------------------	-----------------------------	------------------------	------------------------	-----------------------	------------------------	-----------------------	------------------------	------------------------	-----------------------------	------------------------	------------------------	----------------------------	-----------------------------	-------------------------	------------------------------	--------------------------	------------------------------	-------------------------	-----------------------------	------------------------------

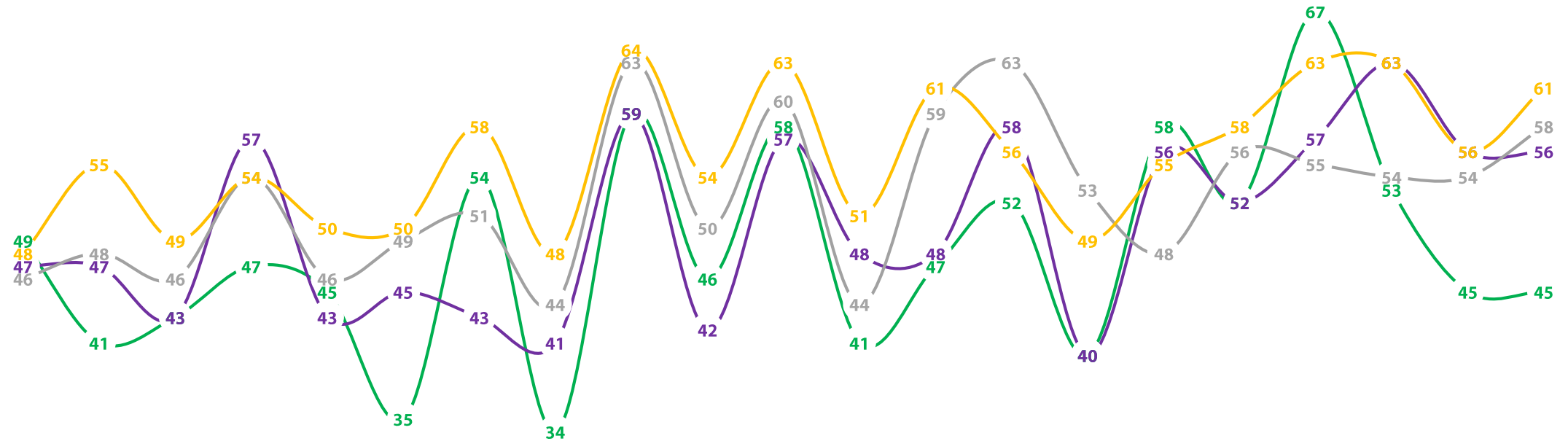
— Male — Female

# AGE

My voice counts in the European union

Please tell me to what extent you agree or disagree with each of the following statements: My voice counts in the EU

Answer: Total "Agree" (%)



EB68.1 Sept.-Oct. 2007   EB69.2 Mar.-Apr. 2008   EB70.1 Oct. 2008   EB71.3 June 2009   EB73.4 May 2010   EB74.2 Nov. 2010   EB75.3 May 2011   EB76.3 Nov. 2011   EB77.4 June 2012   EB78.2 Nov.-Dec. 2012   EB79.5 June 2013   EB80.1 Nov. 2013   EB81.4 May-June 2014   EB82.4 Nov.-Dec. 2014   EB84.1 Sept. 2015   EB86.1 Sept.-Oct. 2016   EB 87.1 March 2017   EB88.1 Sept.-Oct. 2017   EB89.2 April 2018   EB90.1 September 2018   EB91.1 Feb.-March 2019

— 15-24 — 25-39 — 40-54 — 55 +

# MEMBERSHIP OF THE EUROPEAN UNION

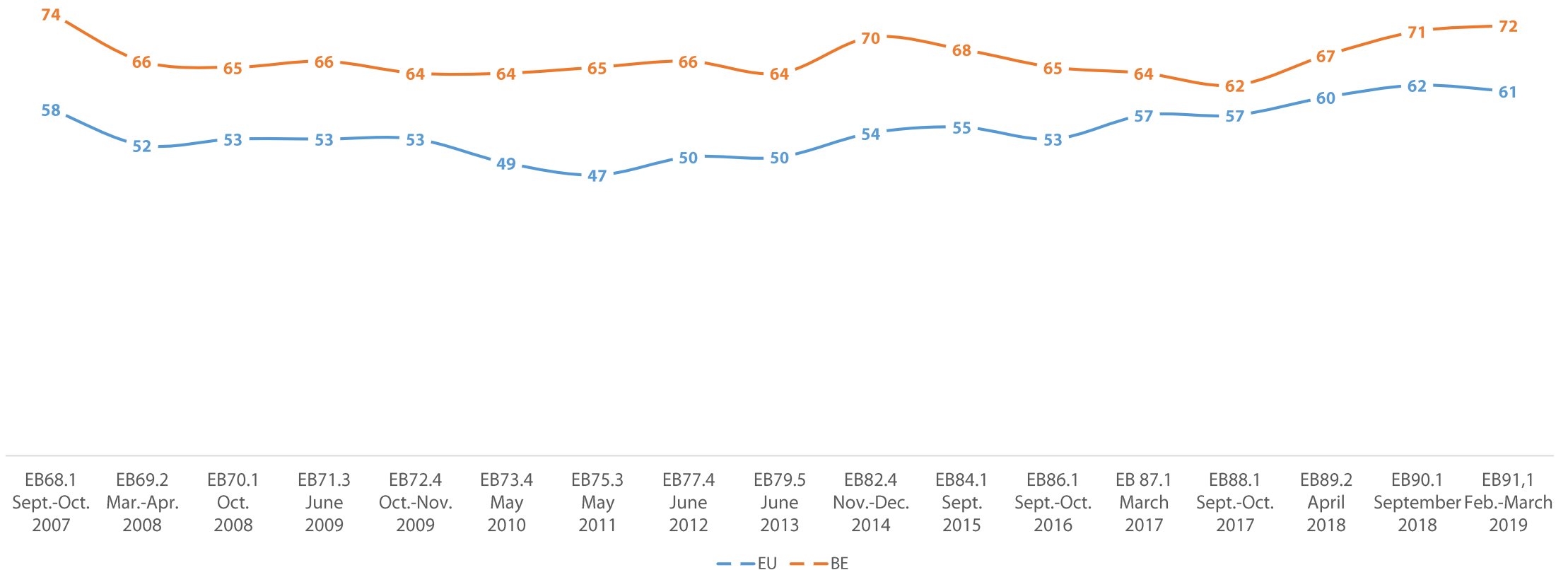
---

# DIFFERENCES BETWEEN THE EU AND BELGIUM

## Membership of the European Union

Generally speaking, do you think that (OUR COUNTRY)'s membership of the EU is...?

Answer: Total "a good thing" (%)



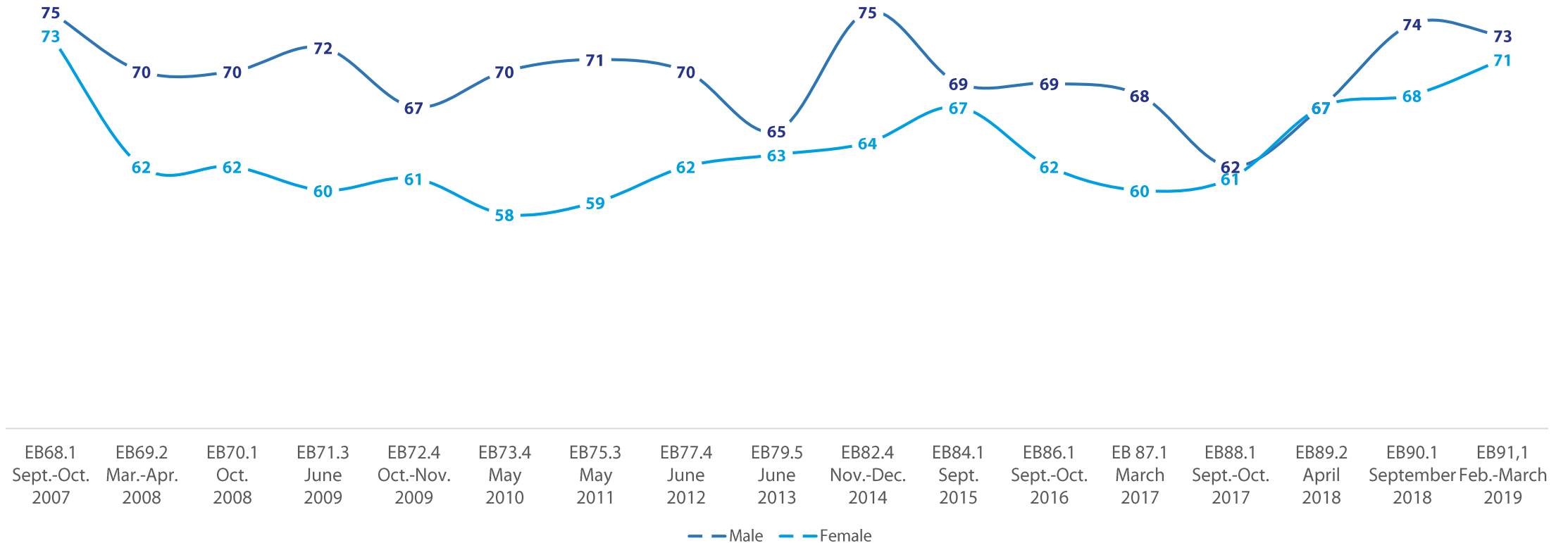


# GENDER

## Membership of the European Union

Generally speaking, do you think that (OUR COUNTRY)'s membership of the EU is...?

Answer: Total "a good thing" (%)

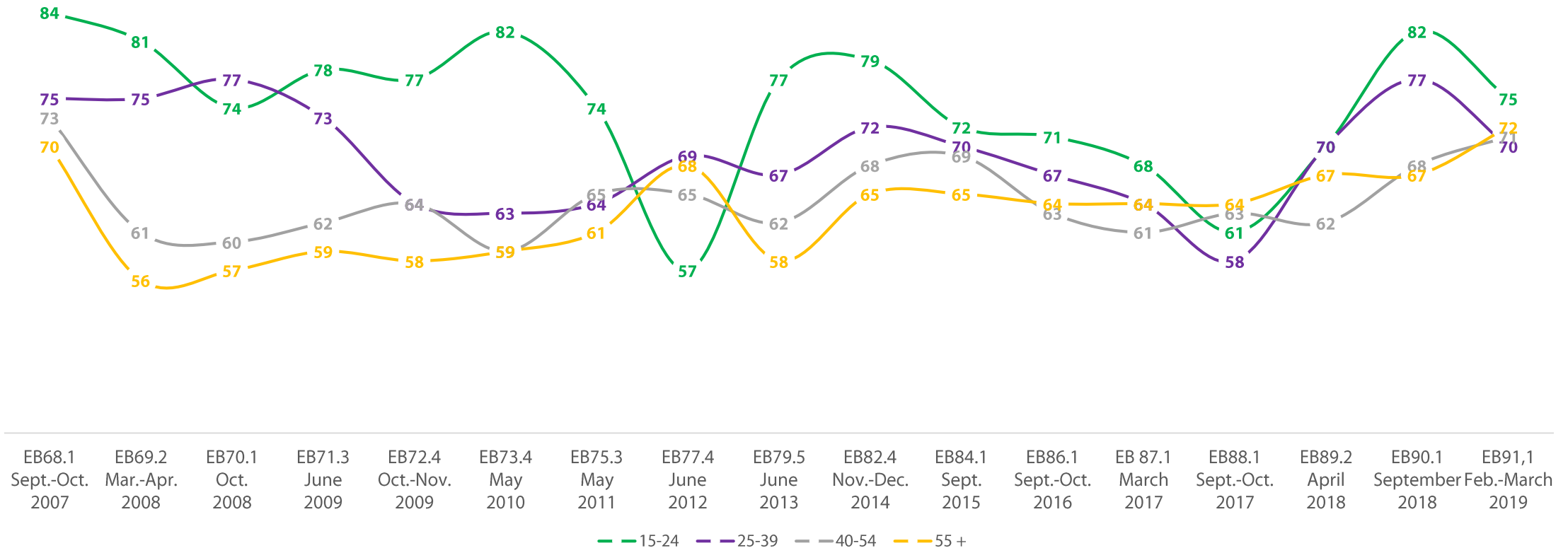


# AGE

## Membership of the European Union

Generally speaking, do you think that (OUR COUNTRY)'s membership of the EU is...?

Answer: Total "a good thing" (%)



# BENEFITS OF MEMBERSHIP

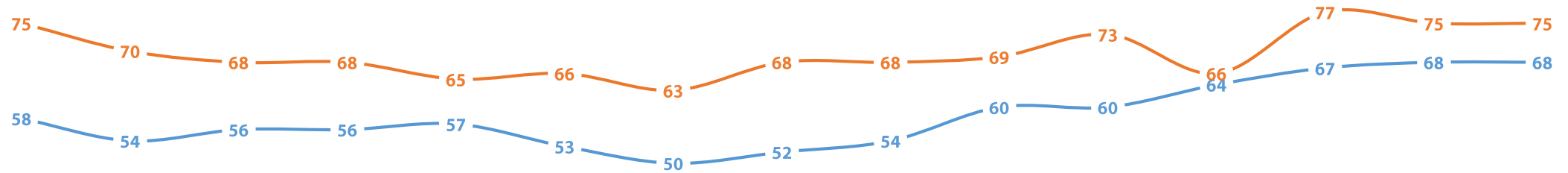
---

# DIFFERENCES BETWEEN THE EU AND BELGIUM

## Benefits of membership

Taking everything into account, would you say that (OUR COUNTRY) has on balance benefited or not from being a member of the EU?

Answer: Total "Benefited" (%)



EB68.1 Sept.-Oct. 2007	EB69.2 Mar.-Apr. 2008	EB70.1 Oct. 2008	EB71.3 June 2009	EB72.4 Oct.-Nov. 2009	EB73.4 May 2010	EB74.2 Nov. 2010	EB75.3 May 2011	EB79.5 June 2013	EB84.1 Sept. 2015	EB86.1 Sept.-Oct. 2016	EB88.1 Sept.-Oct. 2017	EB89.2 April 2018	EB90.1 September 2018	EB91.1 Feb.-March 2019
------------------------------	-----------------------------	------------------------	------------------------	-----------------------------	-----------------------	------------------------	-----------------------	------------------------	-------------------------	------------------------------	------------------------------	-------------------------	-----------------------------	------------------------------

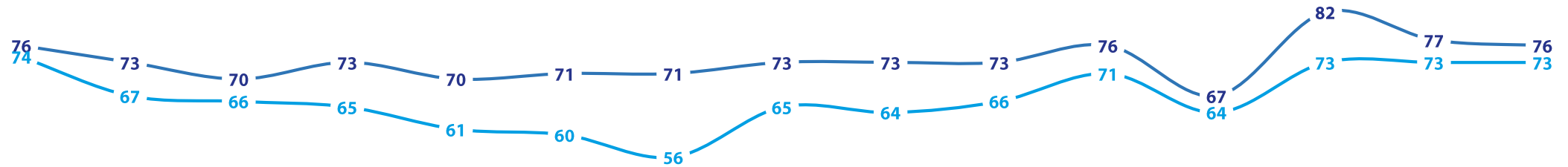
— EU — BE

# GENDER

## Benefits of membership

Taking everything into account, would you say that (OUR COUNTRY) has on balance benefited or not from being a member of the EU?

Answer: Total "Benefited" (%)



EB68.1	EB69.2	EB70.1	EB71.3	EB72.4	EB73.4	EB74.2	EB75.3	EB79.5	EB84.1	EB86.1	EB88.1	EB89.2	EB90.1	EB91.1
Sept.-Oct.	Mar.-Apr.	Oct.	June	Oct.-Nov.	May	Nov.	May	June	Sept.	Sept.-Oct.	Sept.-Oct.	April	September	Feb.-March
2007	2008	2008	2009	2009	2010	2010	2011	2013	2015	2016	2017	2018	2018	2019

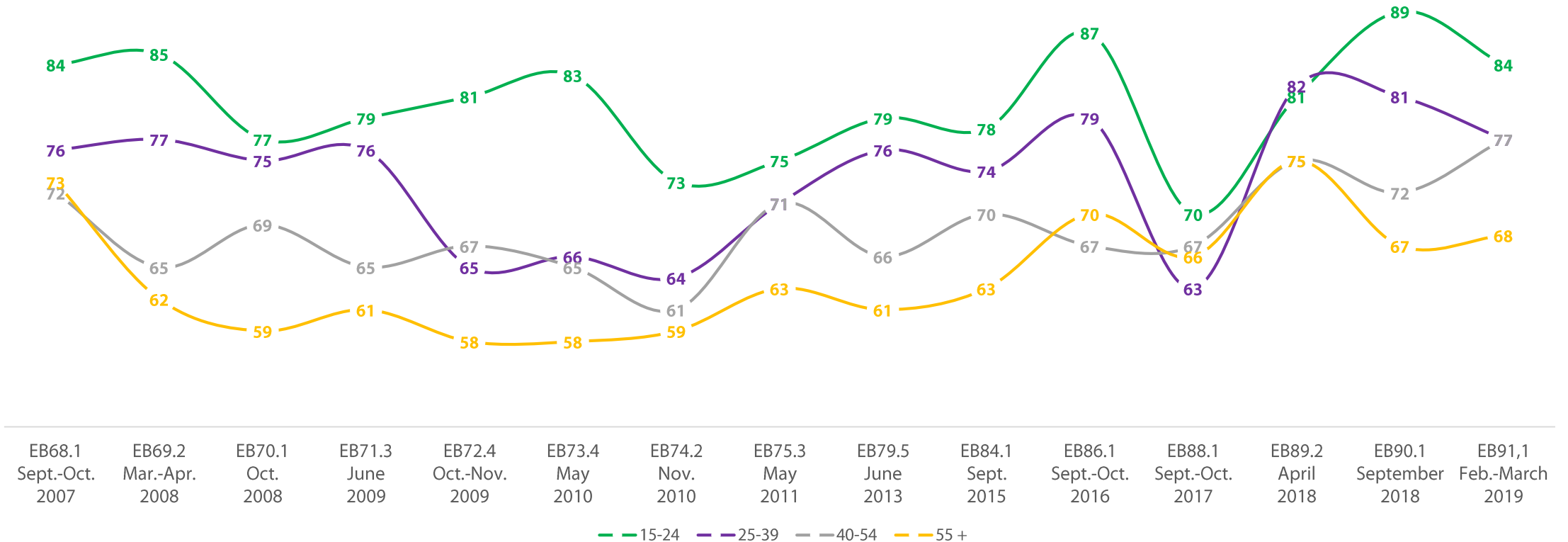
— Male — Female

# AGE

## Benefits of membership

Taking everything into account, would you say that (OUR COUNTRY) has on balance benefited or not from being a member of the EU?

Answer: Total "Benefited" (%)



# ROLE OF THE EUROPEAN PARLIAMENT

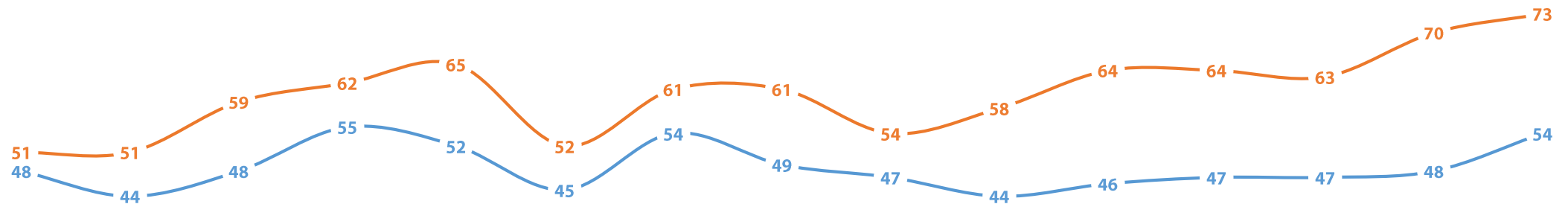
---

# DIFFERENCES BETWEEN THE EU AND BELGIUM

## Role of the European Parliament

Would you personally like to see the European Parliament play a more important or less important role than it currently does?

Answer: "More important" (%)



EB68.1 Sept.-Oct. 2007    EB70.1 Oct. 2008    EB71.1 Jan.-Feb. 2009    EB73.1 Jan.-Feb. 2010    EB74.3 Nov.-Dec. 2010    EB76.3 Nov. 2011    EB78.2 Nov.-Dec. 2012    EB79.5 June 2013    EB82.4 Nov.-Dec. 2014    EB84.1 Sept. 2015    EB86.1 Sept.-Oct. 2016    EB88.1 Sept.-Oct. 2017    EB89.2 April 2018    EB90.1 September 2018    EB91.1 Feb.-March 2019

— EU — BE

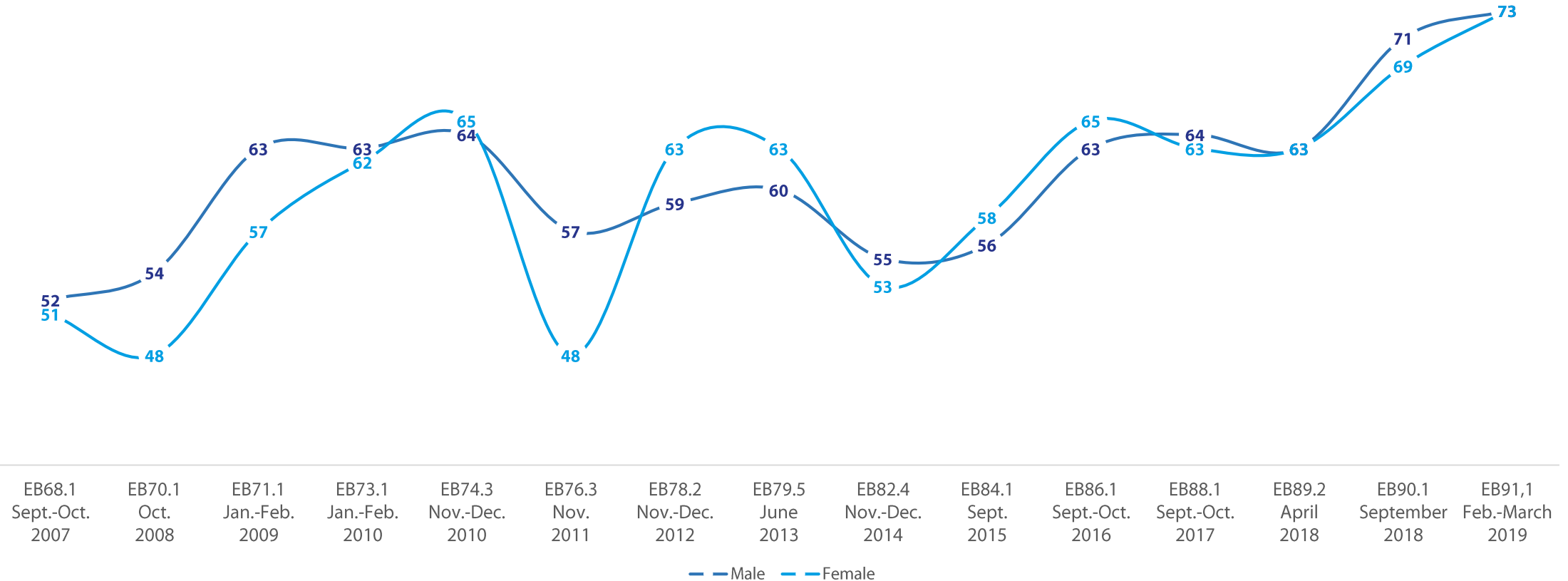


# GENDER

## Role of the European Parliament

Would you personally like to see the European Parliament play a more important or less important role than it currently does?

Answer: "More important" (%)

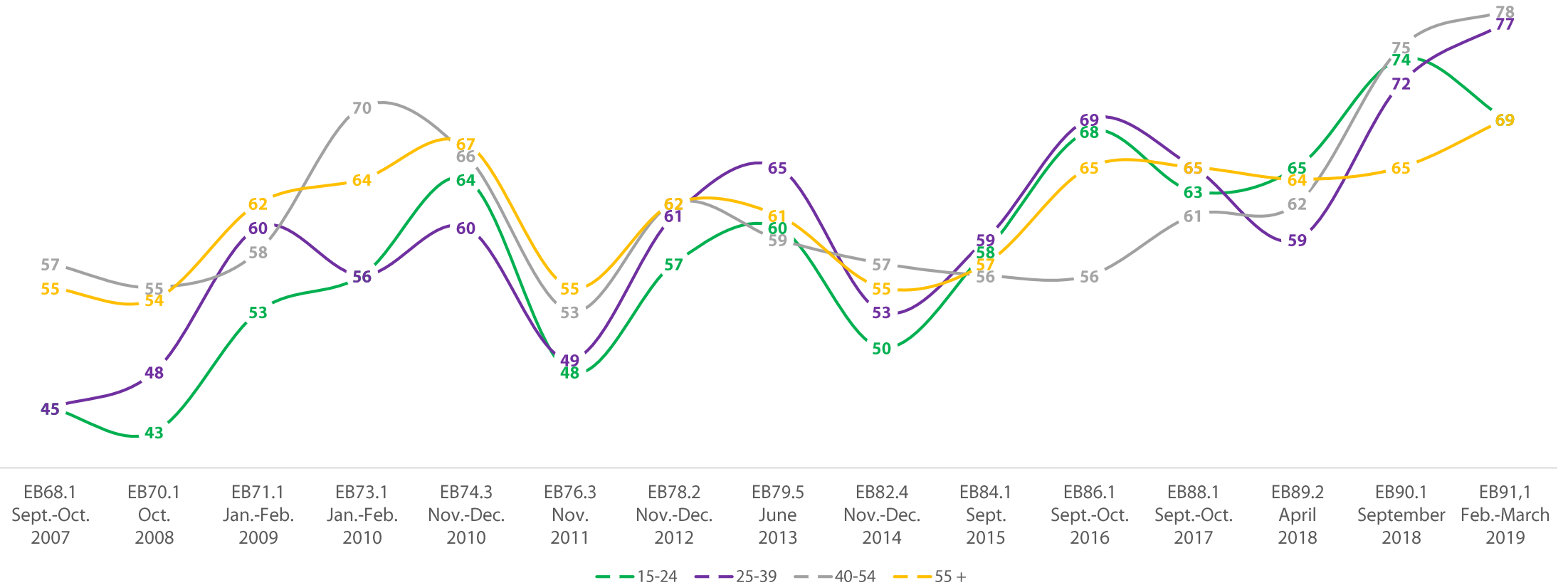


# AGE

## Role of the European Parliament

Would you personally like to see the European Parliament play a more important or less important role than it currently does?

Answer: "More important" (%)



# CAMPAIGN TOPICS

---

# DIFFERENCES BETWEEN THE EU AND BELGIUM

## Campaign topics

Which of the following themes should be discussed as a matter of priority during the electoral campaign for the next European Parliament elections? Firstly? And then?

	EU27			BE		
	EB90.1 September 2018	EB91.1 Feb.-March 2019	Diff.	EB90.1 September 2018	EB91.1 Feb.-March 2019	Diff.
Immigration	50%	44%	-6	47%	44%	-3
Economy and growth	47%	50%	+3	46%	44%	-2
Social protection of EU citizens	32%	35%	+3	33%	42%	+9
Consumer protection and food safety	27%	30%	+3	29%	26%	-3
Combating climate change and protecting the environment	40%	43%	+3	47%	57%	+10
Promoting human rights and democracy	35%	36%	+1	28%	34%	+6
Fight against terrorism	44%	41%	-3	53%	43%	-10
The way the EU should be working in the future	29%	30%	+1	25%	27%	+2
Combatting youth unemployment	47%	49%	+2	46%	38%	-8
Security and defence policy	28%	30%	+2	21%	21%	=
Protection of external borders	27%	24%	-3	23%	22%	-1
Protection of personal data	17%	19%	+2	21%	23%	+2
Other (SPONTANEOUS)	2%	2%	=	1%	1%	=
None/ You are not interested in these elections (SPONTANEOUS)	3%	3%	=	1%	0%	-1
Don't Know	1%	1%	=	1%	0%	-1

# GENDER AND AGE

## Campaign topics

Which of the following themes should be discussed as a matter of priority during the electoral campaign for the next European Parliament elections? Firstly? And then?

	Men			Women			15-24			25-39			40-54			55+		
	EB90.1 Sept. 2018	EB91.1 Feb. - March 2019	Diff.	EB90.1 Sept. 2018	EB91.1 Feb. - March 2019	Diff.	EB90.1 Sept. 2018	EB91.1 Feb. - March 2019	Diff.	EB90.1 Sept. 2018	EB91.1 Feb. - March 2019	Diff.	EB90.1 Sept. 2018	EB91.1 Feb. - March 2019	Diff.	EB90.1 Sept. 2018	EB91.1 Feb. - March 2019	Diff.
Immigration	48%	45%	-3	45%	43%	-2	43%	44%	+1	45%	44%	-1	48%	43%	-5	48%	45%	-3
Economy and growth	52%	46%	-6	39%	42%	+3	32%	39%	+7	48%	47%	-1	47%	47%	=	48%	42%	-6
Social protection of EU citizens	30%	42%	+12	36%	41%	+5	18%	37%	+19	35%	41%	+6	39%	38%	-1	34%	46%	+12
Consumer protection and food safety	28%	25%	-3	30%	28%	-2	15%	18%	+3	32%	27%	-5	28%	28%	=	33%	27%	-6
Combating climate change and protecting the environment	45%	56%	+11	48%	57%	+9	46%	68%	+22	48%	55%	+7	48%	60%	+12	45%	52%	+7
Promoting human rights and democracy	26%	31%	+5	30%	36%	+6	27%	37%	+10	27%	39%	+12	26%	35%	+9	30%	28%	-2
Fight against terrorism	50%	41%	-9	55%	45%	-10	51%	34%	-17	43%	41%	-2	63%	45%	-18	53%	47%	-6
The way the EU should be working in the future	31%	28%	-3	19%	26%	+7	20%	23%	+3	29%	29%	=	25%	28%	+3	25%	26%	+1
Combatting youth unemployment	45%	40%	-5	47%	37%	-10	54%	46%	-8	46%	47%	+1	47%	39%	-8	42%	31%	-11
Security and defence policy	25%	19%	-6	18%	24%	+6	13%	11%	-2	21%	24%	+3	22%	20%	-2	24%	24%	=
Protection of external borders	28%	20%	-8	19%	24%	+5	15%	15%	=	21%	20%	-1	25%	21%	-4	26%	26%	=
Protection of personal data	21%	23%	+2	22%	22%	=	21%	28%	+7	22%	30%	+8	22%	17%	-5	21%	20%	-1
Other (SPONTANEOUS)	0%	1%	+1	2%	1%	-1	0%	1%	+1	2%	1%	-1	0%	1%	+1	2%	1%	-1
None/ You are not interested in these elections (SPONTANEOUS)	0%	0%	=	1%	0%	-1	1%	0%	-1	1%	0%	-1	0%	0%	=	0%	0%	=
Don't Know	1%	0%	-1	0%	1%	+1	0%	1%	+1	0%	0%	=	0%	0%	=	1%	0%	-1

# TECHNICAL SPECIFICATIONS

Population: Around 1000 respondents (15 years old +) per survey

Methodology: Compilation of face-to-face – Eurobarometer surveys carried out by Kantar Public

*Please note that the trendlines present EU27 data from the EB91.1*

Margin of error: For this sample size the actual percentage would vary within the following intervals:

Percentages observed	10% or 90%	20% or 80%	30% or 70%	40% or 60%	50%
Margin of error	+/- 1.9 points	+/- 2.5 points	+/- 2.7 points	+/- 3.0 points	+/- 3.1 points

Example: If a result is given in this document as 35%, the actual percentage across the whole population might vary between 32.3% and 37.7%.

## CONTACT

Public Opinion Monitoring Unit  
Philipp M. Schulmeister / Head of Unit  
[public.opinion.monitoring@europarl.europa.eu](mailto:public.opinion.monitoring@europarl.europa.eu)