

# Czechia

## Socio-demographic trendlines - EP Eurobarometer (2007-2019)

Edition 5 (March 2019)

Directorate-General for Communication  
Public Opinion Monitoring Unit



European Parliament

# CONTENTS

---

- My voice counts in the European Union.....3
- Membership of the European Union.....7
- Benefits of membership.....11
- Role of the European Parliament.....15
- Campaign Topics.....19

# MY VOICE COUNTS IN THE EUROPEAN UNION

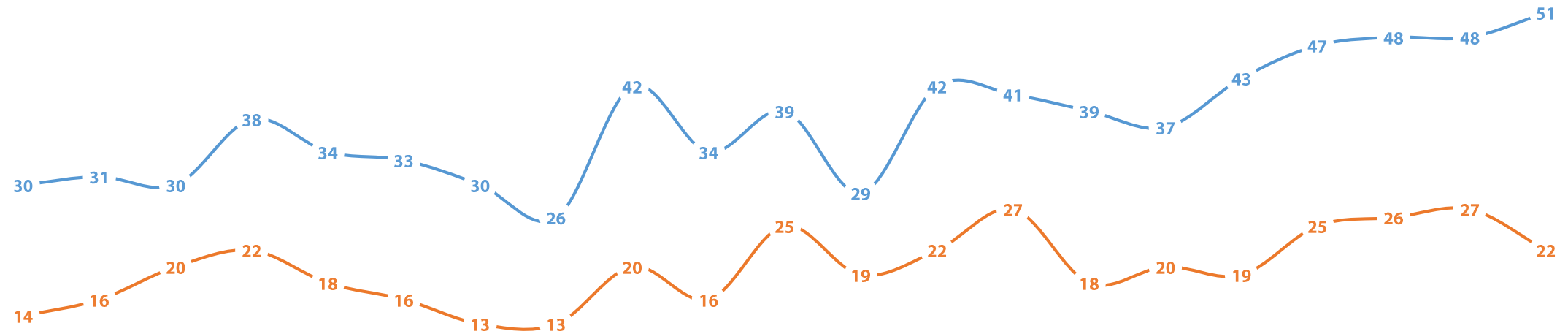
---

# DIFFERENCES BETWEEN THE EU AND CZECHIA

My voice counts in the European union

Please tell me to what extent you agree or disagree with each of the following statements: My voice counts in the EU

Answer: Total "Agree" (%)



EB68.1	EB69.2	EB70.1	EB71.3	EB73.4	EB74.2	EB75.3	EB76.3	EB77.4	EB78.2	EB79.5	EB80.1	EB81.4	EB82.4	EB84.1	EB86.1	EB 87.1	EB88.1	EB89.2	EB90.1	EB91.1
Sept.-Oct.	Mar.-Apr.	Oct.	June	May	Nov.	May	Nov.	June	Nov.-Dec.	June	Nov.	May-June	Nov.-Dec.	Sept.	Sept.-Oct.	March	Sept.-Oct.	April	September	Feb. -
2007	2008	2008	2009	2010	2010	2011	2011	2012	2012	2013	2013	2014	2014	2015	2016	2017	2017	2018	2018	March
																				2019

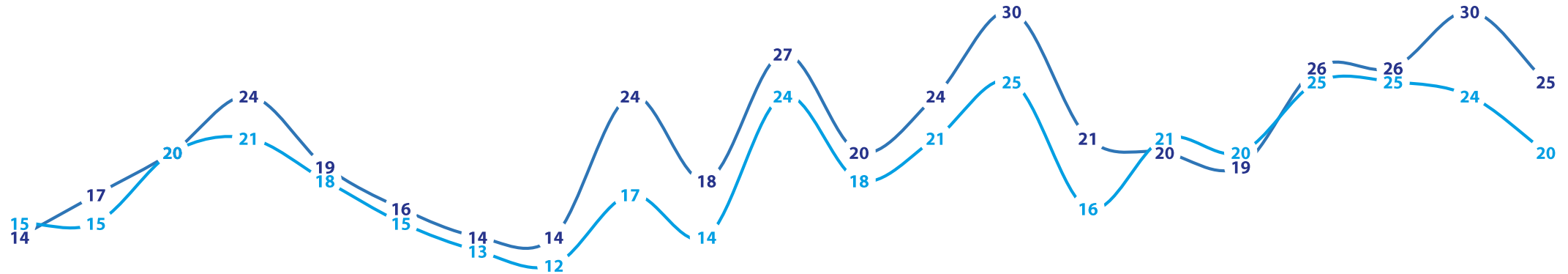
— EU — CZ

# GENDER

My voice counts in the European union

Please tell me to what extent you agree or disagree with each of the following statements: My voice counts in the EU

Answer: Total "Agree" (%)



EB68.1	EB69.2	EB70.1	EB71.3	EB73.4	EB74.2	EB75.3	EB76.3	EB77.4	EB78.2	EB79.5	EB80.1	EB81.4	EB82.4	EB84.1	EB86.1	EB 87.1	EB88.1	EB89.2	EB90.1	EB91.1
Sept.-Oct.	Mar.-Apr.	Oct.	June	May	Nov.	May	Nov.	June	Nov.-Dec.	June	Nov.	May-June	Nov.-Dec.	Sept.	Sept.-Oct.	March	Sept.-Oct.	April	September	Feb. -
2007	2008	2008	2009	2010	2010	2011	2011	2012	2012	2013	2013	2014	2014	2015	2016	2017	2017	2018	2018	March

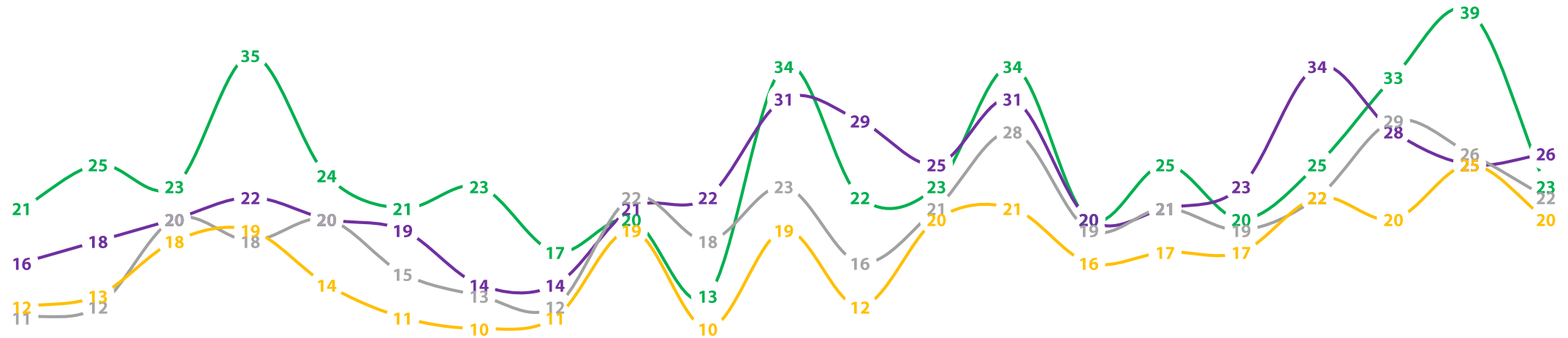
— Male — Female

# AGE

My voice counts in the European union

Please tell me to what extent you agree or disagree with each of the following statements: My voice counts in the EU

Answer: Total "Agree" (%)



EB68.1	EB69.2	EB70.1	EB71.3	EB73.4	EB74.2	EB75.3	EB76.3	EB77.4	EB78.2	EB79.5	EB80.1	EB81.4	EB82.4	EB84.1	EB86.1	EB 87.1	EB88.1	EB89.2	EB90.1	EB91.1
Sept.-Oct. 2007	Mar.-Apr. 2008	Oct. 2008	June 2009	May 2010	Nov. 2010	May 2011	Nov. 2011	June 2012	Nov.-Dec. 2012	June 2013	Nov. 2013	May-June 2014	Nov.-Dec. 2014	Sept. 2015	Sept.-Oct. 2016	March 2017	Sept.-Oct. 2017	April 2018	September 2018	Feb. - March 2019

— 15-24 — 25-39 — 40-54 — 55 +

# MEMBERSHIP OF THE EUROPEAN UNION

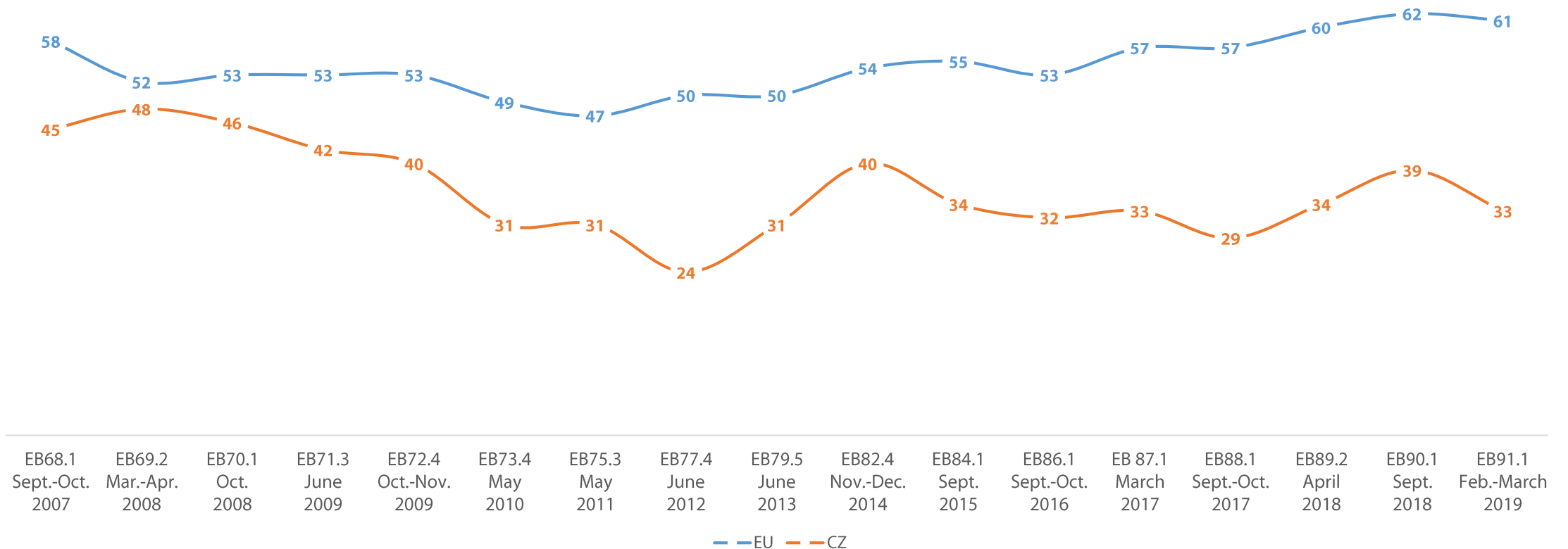
---

# DIFFERENCES BETWEEN THE EU AND CZECHIA

## Membership of the European Union

Generally speaking, do you think that (OUR COUNTRY)'s membership of the EU is...?

Answer: Total "a good thing" (%)



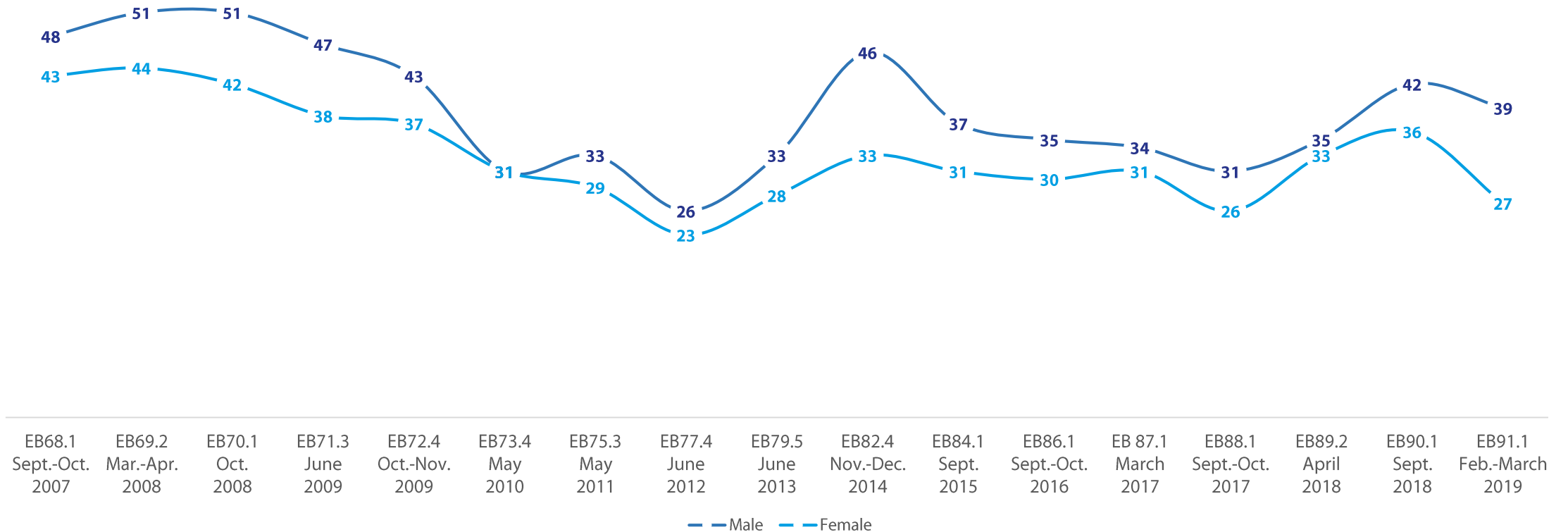


# GENDER

## Membership of the European Union

Generally speaking, do you think that (OUR COUNTRY)'s membership of the EU is...?

Answer: Total "a good thing" (%)

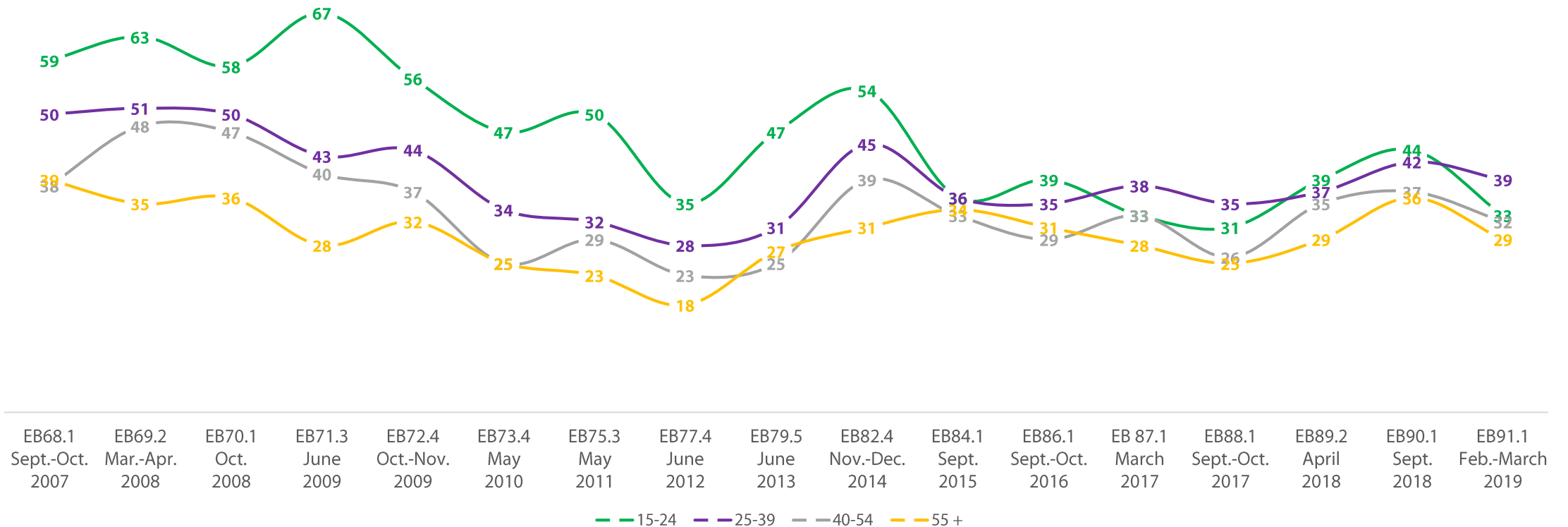


# AGE

## Membership of the European Union

Generally speaking, do you think that (OUR COUNTRY)'s membership of the EU is...?

Answer: Total "a good thing" (%)



# BENEFITS OF MEMBERSHIP

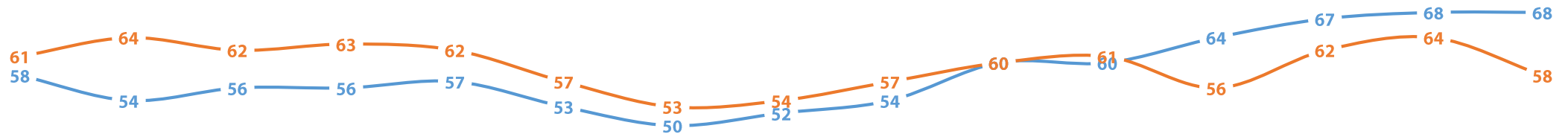
---

# DIFFERENCES BETWEEN THE EU AND CZECHIA

## Benefits of membership

Taking everything into account, would you say that (OUR COUNTRY) has on balance benefited or not from being a member of the EU?

Answer: Total "Benefited" (%)



EB68.1	EB69.2	EB70.1	EB71.3	EB72.4	EB73.4	EB74.2	EB75.3	EB79.5	EB84.1	EB86.1	EB88.1	EB89.2	EB90.1	EB91.1
Sept.-Oct.	Mar.-Apr.	Oct.	June	Oct.-Nov.	May	Nov.	May	June	Sept.	Sept.-Oct.	Sept.-Oct.	April	September	Feb. - March
2007	2008	2008	2009	2009	2010	2010	2011	2013	2015	2016	2017	2018	2018	2019

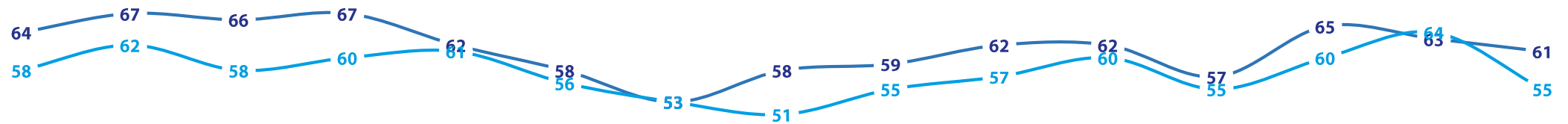
— EU — CZ

# GENDER

## Benefits of membership

Taking everything into account, would you say that (OUR COUNTRY) has on balance benefited or not from being a member of the EU?

Answer: Total "Benefited" (%)



EB68.1	EB69.2	EB70.1	EB71.3	EB72.4	EB73.4	EB74.2	EB75.3	EB79.5	EB84.1	EB86.1	EB88.1	EB89.2	EB90.1	EB91.1
Sept.-Oct.	Mar.-Apr.	Oct.	June	Oct.-Nov.	May	Nov.	May	June	Sept.	Sept.-Oct.	Sept.-Oct.	April	September	Feb. - March
2007	2008	2008	2009	2009	2010	2010	2011	2013	2015	2016	2017	2018	2018	2019

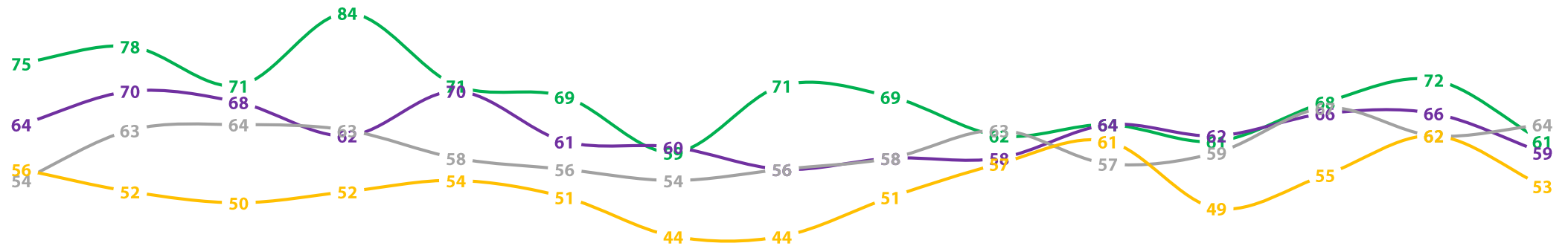
— Male — Female

# AGE

## Benefits of membership

Taking everything into account, would you say that (OUR COUNTRY) has on balance benefited or not from being a member of the EU?

Answer: Total "Benefited" (%)



— 15-24 — 25-39 — 40-54 — 55+

# ROLE OF THE EUROPEAN PARLIAMENT

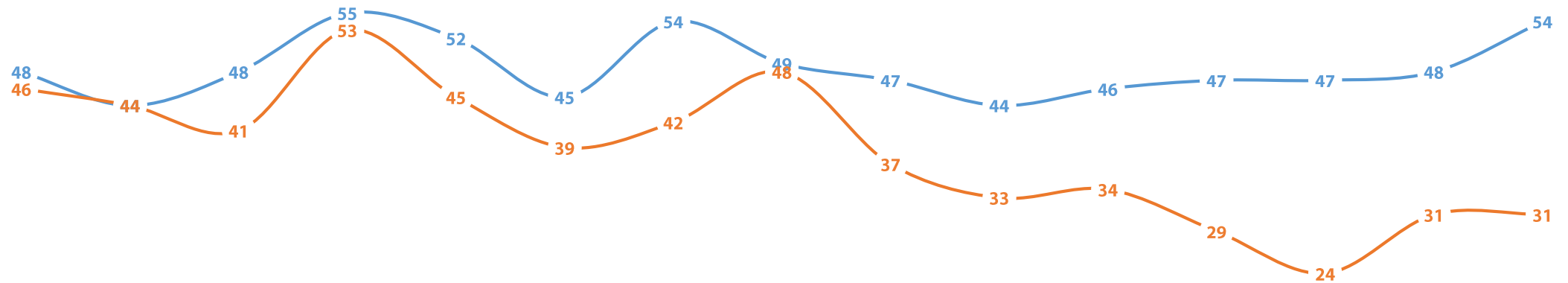
---

# DIFFERENCES BETWEEN THE EU AND CZECHIA

## Role of the European Parliament

Would you personally like to see the European Parliament play a more important or less important role than it currently does?

Answer: "More important" (%)



EB68.1 Sept.-Oct. 2007    EB70.1 Oct. 2008    EB71.1 Jan.-Feb. 2009    EB73.1 Jan.-Feb. 2010    EB74.3 Nov.-Dec. 2010    EB76.3 Nov. 2011    EB78.2 Nov.-Dec. 2012    EB79.5 June 2013    EB82.4 Nov.-Dec. 2014    EB84.1 Sept. 2015    EB86.1 Sept.-Oct. 2016    EB88.1 Sept.-Oct. 2017    EB89.2 April 2018    EB90.1 September 2018    EB91.1 Feb. - March 2019

— EU — CZ




# GENDER

## Role of the European Parliament

Would you personally like to see the European Parliament play a more important or less important role than it currently does?

Answer: "More important" (%)



EB68.1	EB70.1	EB71.1	EB73.1	EB74.3	EB76.3	EB78.2	EB79.5	EB82.4	EB84.1	EB86.1	EB88.1	EB89.2	EB90.1	EB91.1
Sept.-Oct.	Oct.	Jan.-Feb.	Jan.-Feb.	Nov.-Dec.	Nov.	Nov.-Dec.	June	Nov.-Dec.	Sept.	Sept.-Oct.	Sept.-Oct.	April	September	Feb. - March
2007	2008	2009	2010	2010	2011	2012	2013	2014	2015	2016	2017	2018	2018	2019

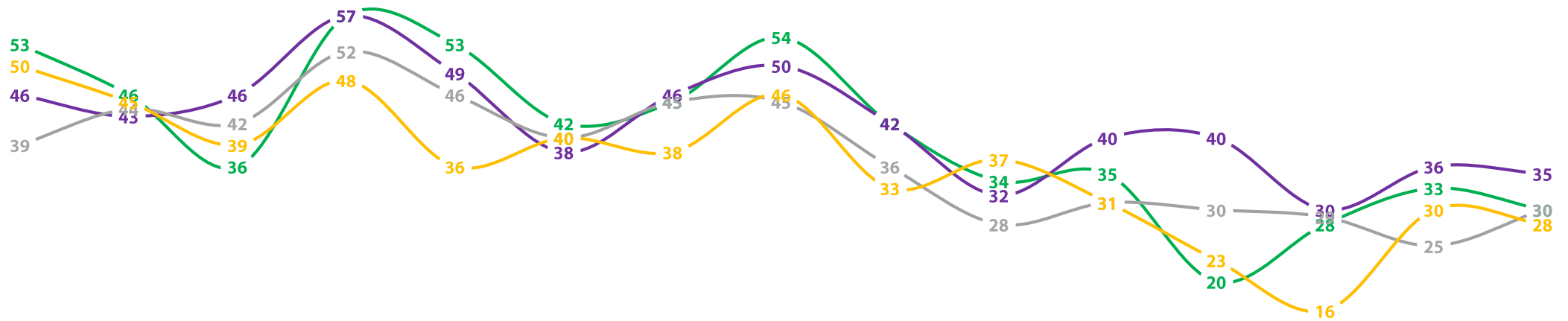
— Male — Female

# AGE

## Role of the European Parliament

Would you personally like to see the European Parliament play a more important or less important role than it currently does?

Answer: "More important" (%)



— 15-24 — 25-39 — 40-54 — 55 +

# CAMPAIGN TOPICS

---

# DIFFERENCES BETWEEN THE EU AND CZECHIA

## Campaign topics

Which of the following themes should be discussed as a matter of priority during the electoral campaign for the next European Parliament elections? Firstly? And then?

	EU27			CZ		
	EB90.1 September 2018	EB91.1 Feb.-March 2019	Diff.	EB90.1 September 2018	EB91.1 Feb.-March 2019	Diff.
Immigration	50%	44%	-6	64%	54%	-10
Economy and growth	47%	50%	+3	36%	32%	-4
Social protection of EU citizens	32%	35%	+3	28%	25%	-3
Consumer protection and food safety	27%	30%	+3	36%	41%	+5
Combating climate change and protecting the environment	40%	43%	+3	27%	27%	=
Promoting human rights and democracy	35%	36%	+1	27%	21%	-6
Fight against terrorism	44%	41%	-3	50%	54%	+4
The way the EU should be working in the future	29%	30%	+1	36%	32%	-4
Combatting youth unemployment	47%	49%	+2	20%	17%	-3
Security and defence policy	28%	30%	+2	37%	35%	-2
Protection of external borders	27%	24%	-3	53%	47%	-6
Protection of personal data	17%	19%	+2	18%	16%	-2
Other (SPONTANEOUS)	2%	2%	=	2%	2%	=
None/ You are not interested in these elections (SPONTANEOUS)	3%	3%	=	3%	2%	-1
Don't Know	1%	1%	=	1%	0%	-1

# GENDER AND AGE

## Campaign topics

Which of the following themes should be discussed as a matter of priority during the electoral campaign for the next European Parliament elections? Firstly? And then?

	Men			Women			15-24			25-39			40-54			55+		
	EB90.1 Sept. 2018	EB91.1 Feb. - March 2019	Diff.	EB90.1 Sept. 2018	EB91.1 Feb. - March 2019	Diff.	EB90.1 Sept. 2018	EB91.1 Feb. - March 2019	Diff.	EB90.1 Sept. 2018	EB91.1 Feb. - March 2019	Diff.	EB90.1 Sept. 2018	EB91.1 Feb. - March 2019	Diff.	EB90.1 Sept. 2018	EB91.1 Feb. - March 2019	Diff.
Immigration	65%	55%	-10	64%	52%	-12	57%	50%	-7	59%	54%	-5	66%	56%	-10	69%	54%	-15
Economy and growth	40%	33%	-7	33%	31%	-2	35%	24%	-11	34%	30%	-4	40%	32%	-8	36%	36%	=
Social protection of EU citizens	24%	22%	-2	31%	27%	-4	39%	21%	-18	31%	27%	-4	25%	23%	-2	24%	25%	+1
Consumer protection and food safety	35%	39%	+4	37%	44%	+7	26%	27%	+1	33%	39%	+6	36%	44%	+8	40%	46%	+6
Combating climate change and protecting the environment	24%	24%	=	29%	29%	=	33%	21%	-12	26%	22%	-4	25%	29%	+4	26%	31%	+5
Promoting human rights and democracy	27%	20%	-7	28%	22%	-6	35%	19%	-16	29%	22%	-7	24%	23%	-1	26%	21%	-5
Fight against terrorism	47%	54%	+7	54%	55%	+1	42%	63%	+21	51%	50%	-1	48%	55%	+7	54%	54%	=
The way the EU should be working in the future	39%	35%	-4	33%	28%	-5	35%	23%	-12	40%	34%	-6	39%	37%	-2	32%	30%	-2
Combatting youth unemployment	23%	12%	-11	18%	21%	+3	32%	25%	-7	20%	14%	-6	17%	16%	-1	19%	16%	-3
Security and defence policy	38%	40%	+2	36%	31%	-5	36%	26%	-10	37%	33%	-4	35%	36%	+1	39%	39%	=
Protection of external borders	57%	49%	-8	49%	44%	-5	32%	41%	+9	49%	47%	-2	52%	43%	-9	62%	51%	-11
Protection of personal data	20%	14%	-6	17%	18%	+1	22%	15%	-7	21%	19%	-2	19%	14%	-5	16%	16%	=
Other (SPONTANEOUS)	2%	3%	+1	2%	1%	-1	5%	5%	=	2%	1%	-1	1%	2%	+1	2%	2%	=
None/ You are not interested in these elections (SPONTANEOUS)	4%	2%	-2	3%	1%	-2	0%	2%	+2	4%	1%	-3	5%	1%	-4	3%	2%	-1
Don't Know	1%	2%	+1	2%	1%	-1	0%	3%	+3	2%	2%	=	1%	1%	=	1%	2%	+1

# TECHNICAL SPECIFICATIONS

Population: Around 1000 respondents (15 years old +) per survey

Methodology: Compilation of face-to-face – Eurobarometer surveys carried out by Kantar Public

*Please note that the trendlines present EU27 data from the EB91.1*

Margin of error: For this sample size the actual percentage would vary within the following intervals:

Percentages observed	10% or 90%	20% or 80%	30% or 70%	40% or 60%	50%
Margin of error	+/- 1.9 points	+/- 2.5 points	+/- 2.7 points	+/- 3.0 points	+/- 3.1 points

Example: If a result is given in this document as 35%, the actual percentage across the whole population might vary between 32.3% and 37.7%.

## CONTACT

Public Opinion Monitoring Unit  
Philipp M. Schulmeister / Head of Unit  
[public.opinion.monitoring@europarl.europa.eu](mailto:public.opinion.monitoring@europarl.europa.eu)