

HUNGARY

Socio-demographic trendlines - EP Eurobarometer (2007-2019)

Edition 5 (March 2019)

Directorate-General for Communication
Public Opinion Monitoring Unit



European Parliament

CONTENTS

- My voice counts in the European Union.....3
- Membership of the European Union.....7
- Benefits of membership.....11
- Role of the European Parliament.....15
- Campaign Topics.....19

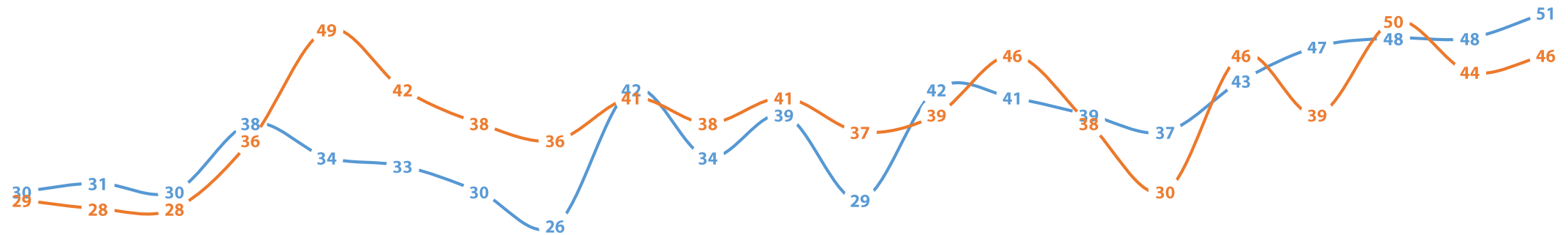
MY VOICE COUNTS IN THE EUROPEAN UNION

DIFFERENCES BETWEEN THE EU AND HUNGARY

My voice counts in the European union

Please tell me to what extent you agree or disagree with each of the following statements: My voice counts in the EU

Answer: Total "Agree" (%)



EB68.1	EB69.2	EB70.1	EB71.3	EB73.4	EB74.2	EB75.3	EB76.3	EB77.4	EB78.2	EB79.5	EB80.1	EB81.4	EB82.4	EB84.1	EB86.1	EB 87.1	EB88.1	EB89.2	EB90.1	EB91.1
Sept.-Oct. 2007	Mar.-Apr. 2008	Oct. 2008	June 2009	May 2010	Nov. 2010	May 2011	Nov. 2011	June 2012	Nov.-Dec. 2012	June 2013	Nov. 2013	May-June 2014	Nov.-Dec. 2014	Sept. 2015	Sept.-Oct. 2016	March 2017	Sept.-Oct. 2017	April 2018	September 2018	Feb.-March 2019


— EU — HU

GENDER

My voice counts in the European union

Please tell me to what extent you agree or disagree with each of the following statements: My voice counts in the EU

Answer: Total "Agree" (%)



EB68.1	EB69.2	EB70.1	EB71.3	EB73.4	EB74.2	EB75.3	EB76.3	EB77.4	EB78.2	EB79.5	EB80.1	EB81.4	EB82.4	EB84.1	EB86.1	EB 87.1	EB88.1	EB89.2	EB90.1	EB91.1
Sept.-Oct. 2007	Mar.-Apr. 2008	Oct. 2008	June 2009	May 2010	Nov. 2010	May 2011	Nov. 2011	June 2012	Nov.-Dec. 2012	June 2013	Nov. 2013	May-June 2014	Nov.-Dec. 2014	Sept. 2015	Sept.-Oct. 2016	March 2017	Sept.-Oct. 2017	April 2018	September 2018	Feb.-March 2019

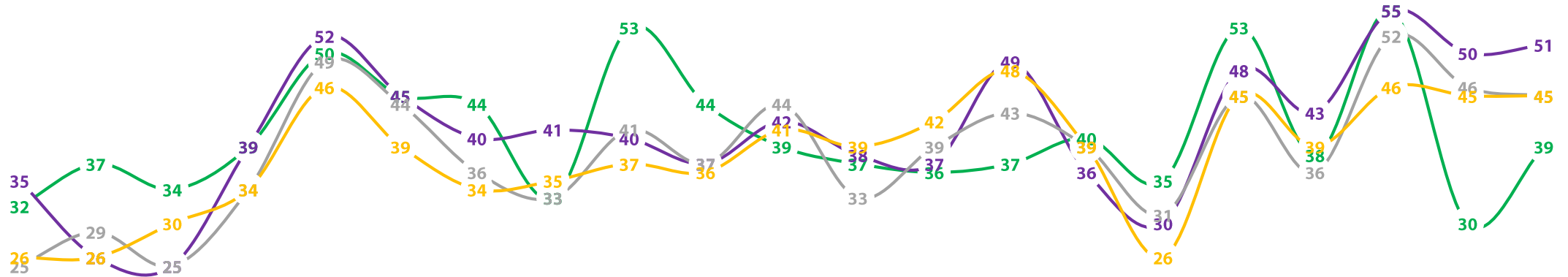
— Male — Female

AGE

My voice counts in the European union

Please tell me to what extent you agree or disagree with each of the following statements: My voice counts in the EU

Answer: Total "Agree" (%)



EB68.1	EB69.2	EB70.1	EB71.3	EB73.4	EB74.2	EB75.3	EB76.3	EB77.4	EB78.2	EB79.5	EB80.1	EB81.4	EB82.4	EB84.1	EB86.1	EB 87.1	EB88.1	EB89.2	EB90.1	EB91.1
Sept.-Oct. 2007	Mar.-Apr. 2008	Oct. 2008	June 2009	May 2010	Nov. 2010	May 2011	Nov. 2011	June 2012	Nov.-Dec. 2012	June 2013	Nov. 2013	May-June 2014	Nov.-Dec. 2014	Sept. 2015	Sept.-Oct. 2016	March 2017	Sept.-Oct. 2017	April 2018	September 2018	Feb.-March 2019

— 15-24 — 25-39 — 40-54 — 55 +

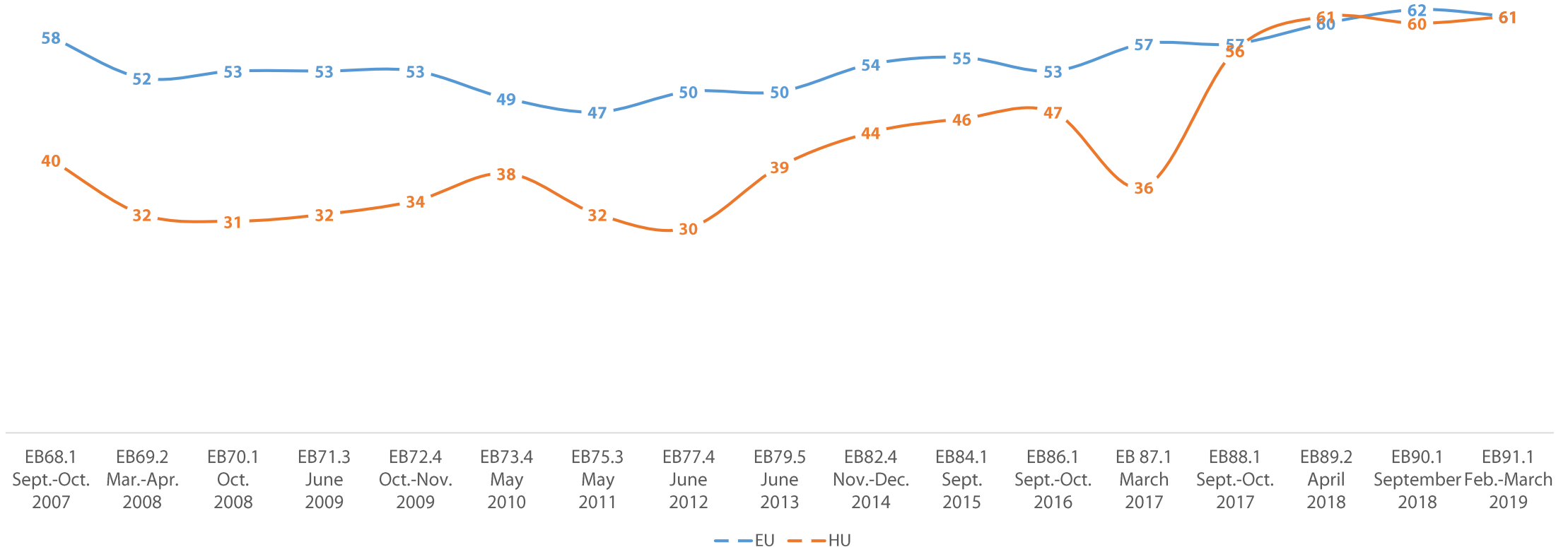
MEMBERSHIP OF THE EUROPEAN UNION

DIFFERENCES BETWEEN THE EU AND HUNGARY

Membership of the European Union

Generally speaking, do you think that (OUR COUNTRY)'s membership of the EU is...?

Answer: Total "a good thing" (%)

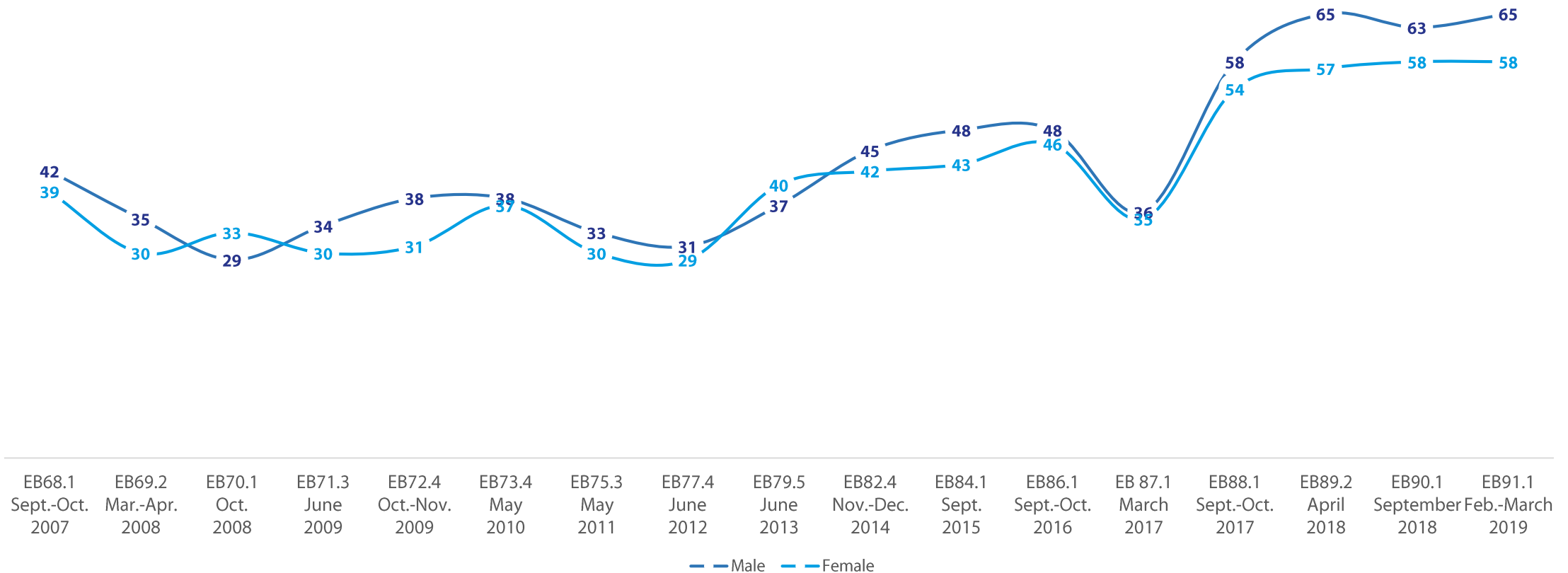


GENDER

Membership of the European Union

Generally speaking, do you think that (OUR COUNTRY)'s membership of the EU is...?

Answer: Total "a good thing" (%)

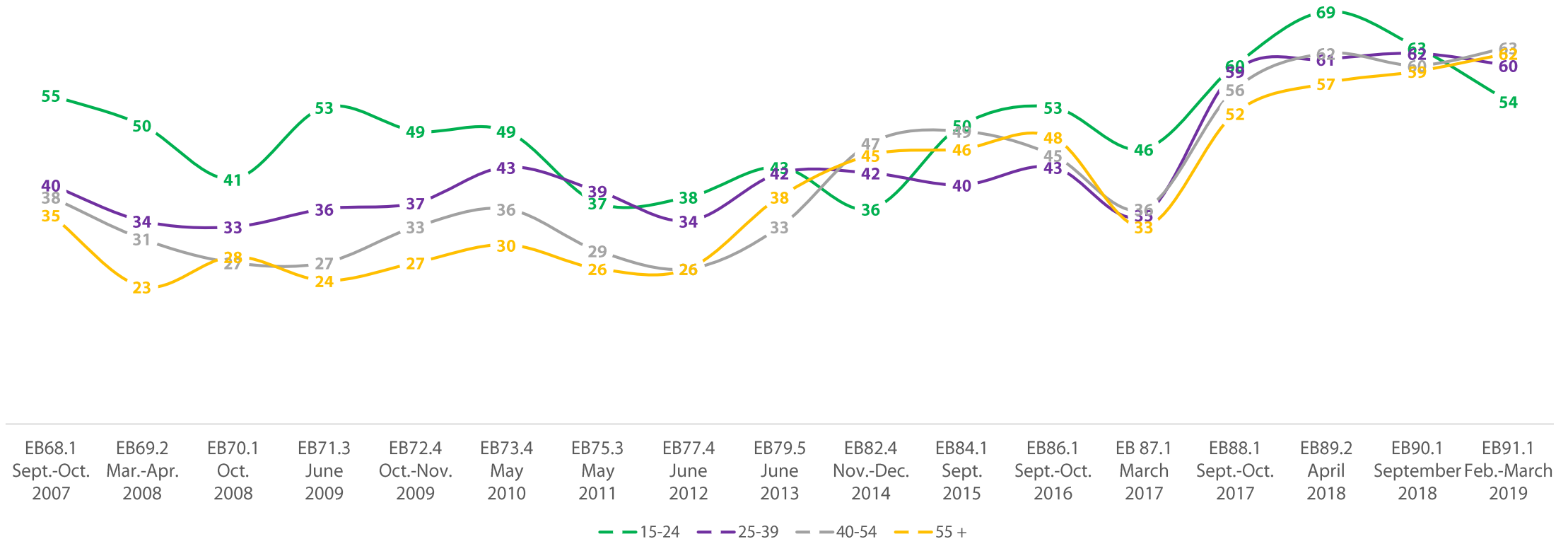


AGE

Membership of the European Union

Generally speaking, do you think that (OUR COUNTRY)'s membership of the EU is...?

Answer: Total "a good thing" (%)



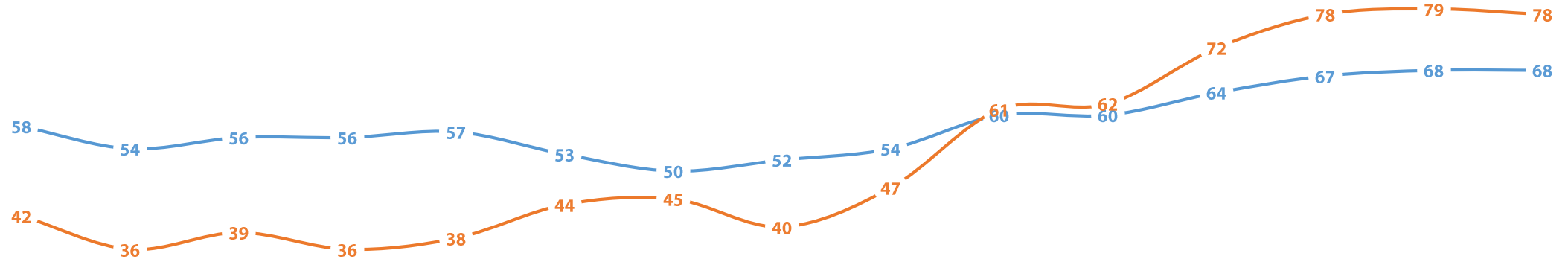
BENEFITS OF MEMBERSHIP

DIFFERENCES BETWEEN THE EU AND HUNGARY

Benefits of membership

Taking everything into account, would you say that (OUR COUNTRY) has on balance benefited or not from being a member of the EU?

Answer: Total "Benefited" (%)



EB68.1	EB69.2	EB70.1	EB71.3	EB72.4	EB73.4	EB74.2	EB75.3	EB79.5	EB84.1	EB86.1	EB88.1	EB89.2	EB90.1	EB91.1
Sept.-Oct.	Mar.-Apr.	Oct.	June	Oct.-Nov.	May	Nov.	May	June	Sept.	Sept.-Oct.	Sept.-Oct.	April	September	Feb.-March
2007	2008	2008	2009	2009	2010	2010	2011	2013	2015	2016	2017	2018	2018	2019

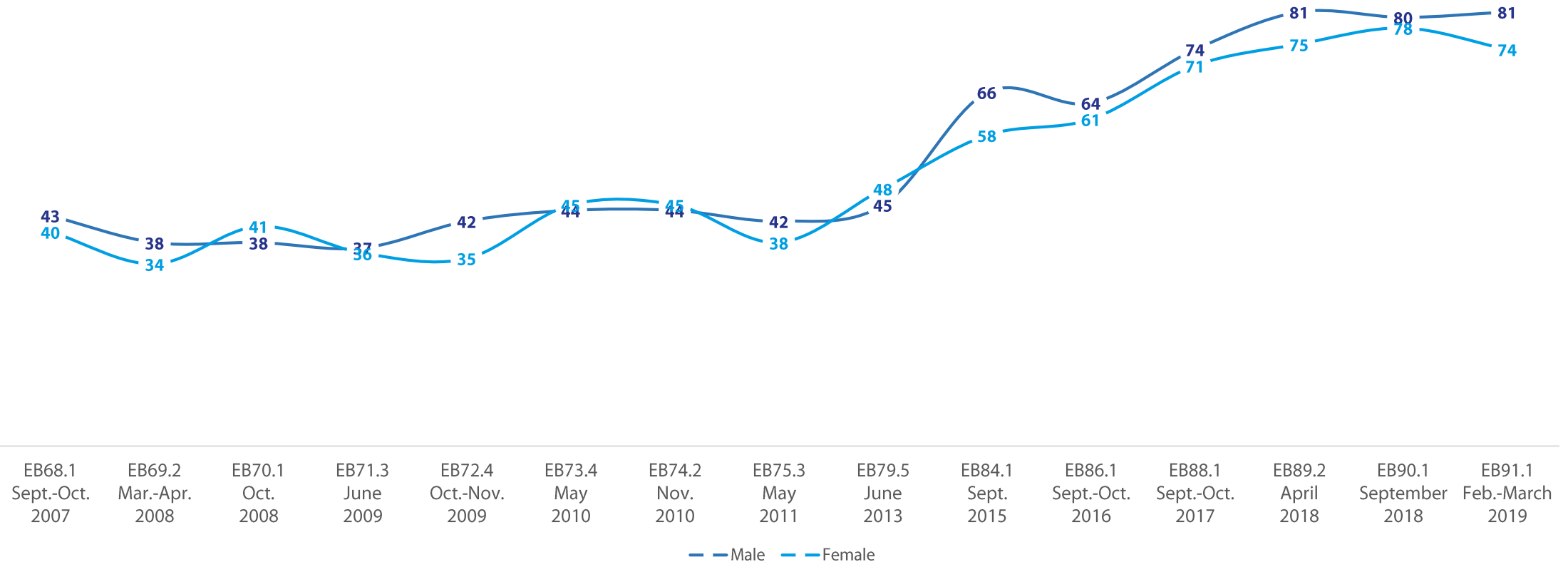
— EU — HU

GENDER

Benefits of membership

Taking everything into account, would you say that (OUR COUNTRY) has on balance benefited or not from being a member of the EU?

Answer: Total "Benefited" (%)

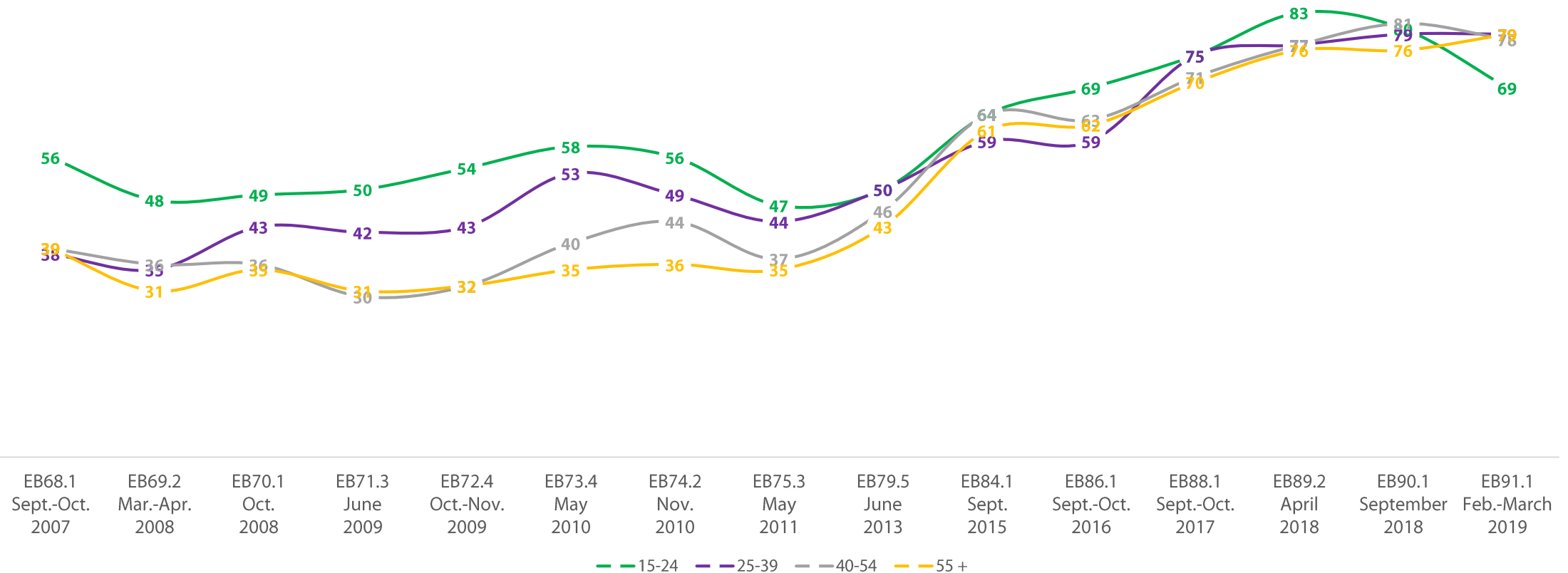


AGE

Benefits of membership

Taking everything into account, would you say that (OUR COUNTRY) has on balance benefited or not from being a member of the EU?

Answer: Total "Benefited" (%)



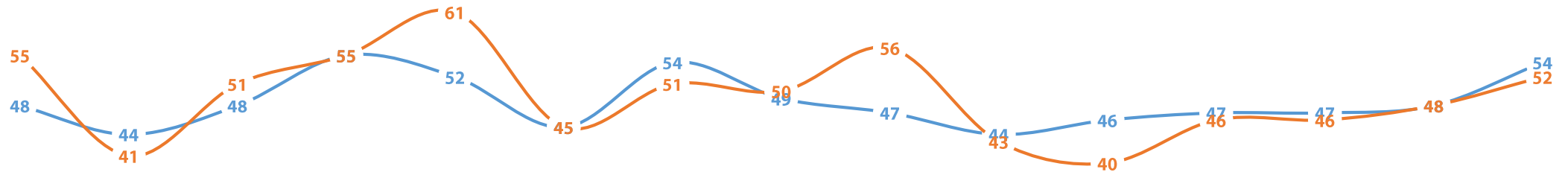
ROLE OF THE EUROPEAN PARLIAMENT

DIFFERENCES BETWEEN THE EU AND HUNGARY

Role of the European Parliament

Would you personally like to see the European Parliament play a more important or less important role than it currently does?

Answer: "More important" (%)



EB68.1 Sept.-Oct. 2007	EB70.1 Oct. 2008	EB71.1 Jan.-Feb. 2009	EB73.1 Jan.-Feb. 2010	EB74.3 Nov.-Dec. 2010	EB76.3 Nov. 2011	EB78.2 Nov.-Dec. 2012	EB79.5 June 2013	EB82.4 Nov.-Dec. 2014	EB84.1 Sept. 2015	EB86.1 Sept.-Oct. 2016	EB88.1 Sept.-Oct. 2017	EB89.2 April 2018	EB90.1 September 2018	EB91.1 Feb.-March 2019
------------------------------	------------------------	-----------------------------	-----------------------------	-----------------------------	------------------------	-----------------------------	------------------------	-----------------------------	-------------------------	------------------------------	------------------------------	-------------------------	-----------------------------	------------------------------

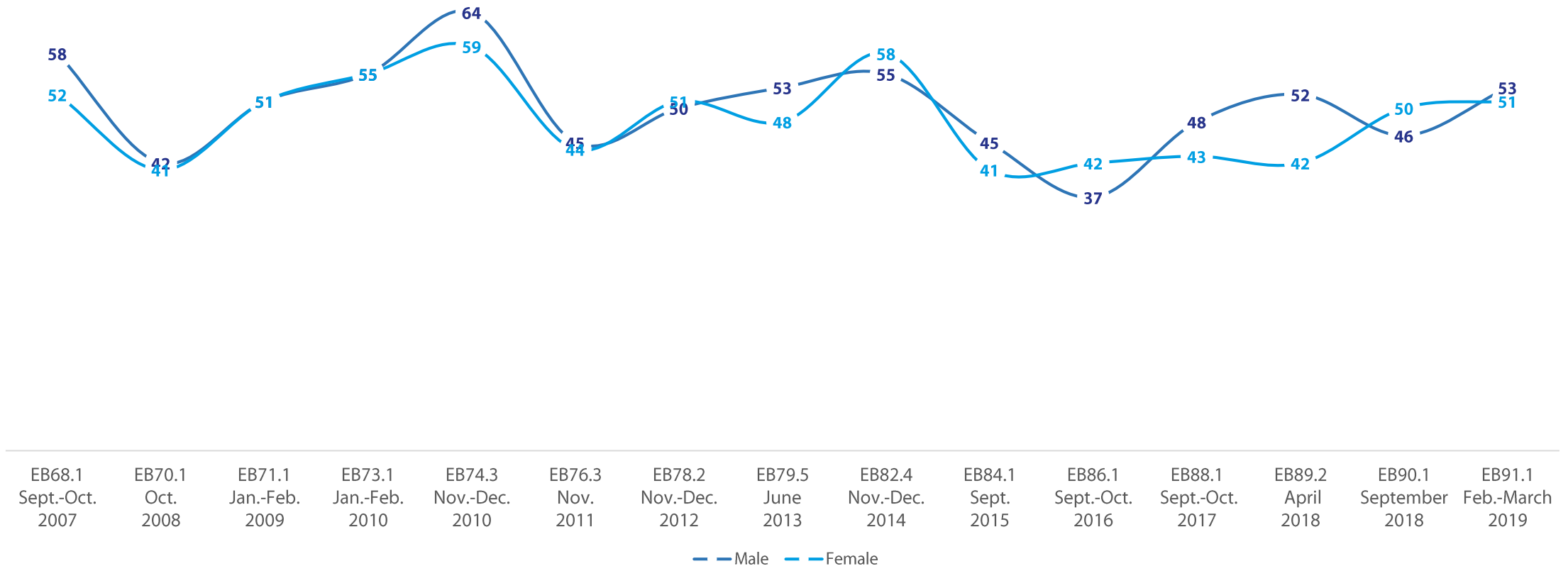
— EU — HU

GENDER

Role of the European Parliament

Would you personally like to see the European Parliament play a more important or less important role than it currently does?

Answer: "More important" (%)

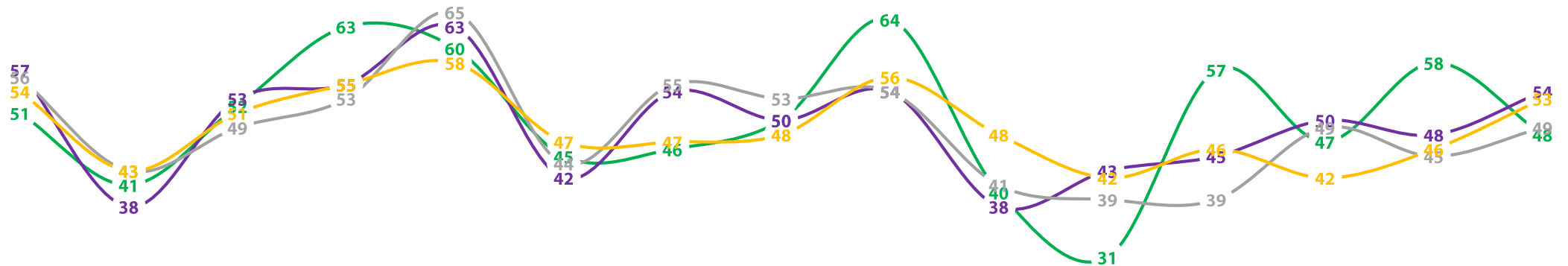


AGE

Role of the European Parliament

Would you personally like to see the European Parliament play a more important or less important role than it currently does?

Answer: "More important" (%)



— 15-24 — 25-39 — 40-54 — 55 +

CAMPAIGN TOPICS

DIFFERENCES BETWEEN THE EU AND HUNGARY

Campaign topics

Which of the following themes should be discussed as a matter of priority during the electoral campaign for the next European Parliament elections? Firstly? And then?

	EU27			HU		
	EB90.1 September 2018	EB91.1 Feb.-March 2019	Diff.	EB90.1 September 2018	EB91.1 Feb.-March 2019	Diff.
Immigration	50%	44%	-6	59%	55%	-4
Economy and growth	47%	50%	+3	49%	51%	+2
Social protection of EU citizens	32%	35%	+3	28%	31%	+3
Consumer protection and food safety	27%	30%	+3	25%	27%	+2
Combating climate change and protecting the environment	40%	43%	+3	28%	33%	+5
Promoting human rights and democracy	35%	36%	+1	41%	36%	-5
Fight against terrorism	44%	41%	-3	36%	38%	+2
The way the EU should be working in the future	29%	30%	+1	29%	30%	+1
Combatting youth unemployment	47%	49%	+2	39%	39%	=
Security and defence policy	28%	30%	+2	37%	38%	+1
Protection of external borders	27%	24%	-3	43%	39%	-4
Protection of personal data	17%	19%	+2	16%	17%	+1
Other (SPONTANEOUS)	2%	2%	=	1%	1%	=
None/ You are not interested in these elections (SPONTANEOUS)	3%	3%	=	1%	1%	=
Don't Know	1%	1%	=	0%	1%	+1

GENDER AND AGE

Campaign topics

Which of the following themes should be discussed as a matter of priority during the electoral campaign for the next European Parliament elections? Firstly? And then?

	Men			Women			15-24			25-39			40-54			55+		
	EB90.1 Sept. 2018	EB91.1 Feb. - March 2019	Diff.	EB90.1 Sept. 2018	EB91.1 Feb. - March 2019	Diff.	EB90.1 Sept. 2018	EB91.1 Feb. - March 2019	Diff.	EB90.1 Sept. 2018	EB91.1 Feb. - March 2019	Diff.	EB90.1 Sept. 2018	EB91.1 Feb. - March 2019	Diff.	EB90.1 Sept. 2018	EB91.1 Feb. - March 2019	Diff.
Immigration	61%	59%	-2	57%	51%	-6	55%	52%	-3	58%	57%	-1	61%	49%	-12	59%	58%	-1
Economy and growth	51%	50%	-1	47%	52%	+5	38%	50%	+12	55%	53%	-2	53%	51%	-2	47%	51%	+4
Social protection of EU citizens	27%	33%	+6	28%	29%	+1	19%	25%	+6	28%	29%	+1	30%	35%	+5	29%	32%	+3
Consumer protection and food safety	25%	28%	+3	25%	27%	+2	23%	25%	+2	26%	29%	+3	23%	25%	+2	26%	29%	+3
Combating climate change and protecting the environment	26%	36%	+10	30%	29%	-1	27%	33%	+6	25%	32%	+7	33%	36%	+3	28%	31%	+3
Promoting human rights and democracy	42%	37%	-5	40%	35%	-5	38%	28%	-10	48%	34%	-14	37%	45%	+8	40%	36%	-4
Fight against terrorism	34%	40%	+6	38%	36%	-2	30%	26%	-4	38%	42%	+4	34%	42%	+8	39%	36%	-3
The way the EU should be working in the future	31%	34%	+3	28%	27%	-1	27%	22%	-5	28%	32%	+4	32%	35%	+3	29%	29%	=
Combatting youth unemployment	41%	37%	-4	38%	41%	+3	53%	46%	-7	46%	46%	=	38%	35%	-3	31%	35%	+4
Security and defence policy	37%	40%	+3	37%	36%	-1	43%	38%	-5	31%	36%	+5	39%	37%	-2	36%	39%	+3
Protection of external borders	44%	39%	-5	42%	38%	-4	42%	28%	-14	39%	34%	-5	45%	40%	-5	44%	44%	=
Protection of personal data	16%	18%	+2	16%	17%	+1	16%	17%	+1	20%	22%	+2	17%	17%	=	13%	15%	+2
Other (SPONTANEOUS)	1%	1%	=	1%	1%	=	2%	0%	-2	1%	1%	=	1%	1%	=	1%	1%	=
None/ You are not interested in these elections (SPONTANEOUS)	0%	1%	+1	1%	2%	+1	0%	6%	+6	2%	0%	-2	0%	1%	+1	0%	1%	+1
Don't Know	0%	1%	+1	0%	0%	=	0%	0%	=	0%	1%	+1	0%	0%	=	0%	1%	+1

TECHNICAL SPECIFICATIONS

Population: Around 1000 respondents (15 years old +) per survey

Methodology: Compilation of face-to-face – Eurobarometer surveys carried out by Kantar Public

Please note that the trendlines present EU27 data from the EB91.1

Margin of error: For this sample size the actual percentage would vary within the following intervals:

Percentages observed	10% or 90%	20% or 80%	30% or 70%	40% or 60%	50%
Margin of error	+/- 1.9 points	+/- 2.5 points	+/- 2.7 points	+/- 3.0 points	+/- 3.1 points

Example: If a result is given in this document as 35%, the actual percentage across the whole population might vary between 32.3% and 37.7%.

CONTACT

Public Opinion Monitoring Unit
Philipp M. Schulmeister / Head of Unit
public.opinion.monitoring@europarl.europa.eu