

# COVID-19 ONLINE SURVEY

## Wave 2

24.798 interviews  
11 - 29/06/2020

1.050 interviews

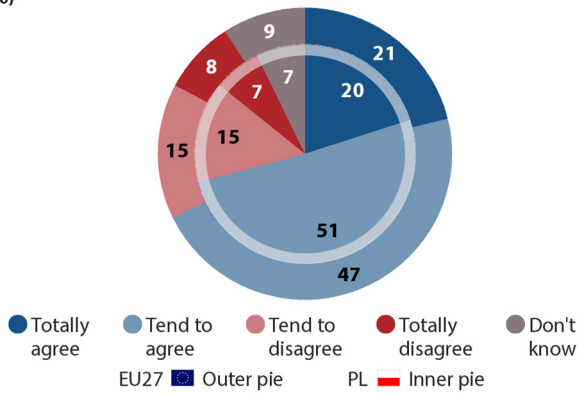
POLAND

NATIONAL FACTSHEET

Method: online

### I. EU BUDGET AND COMPETENCES

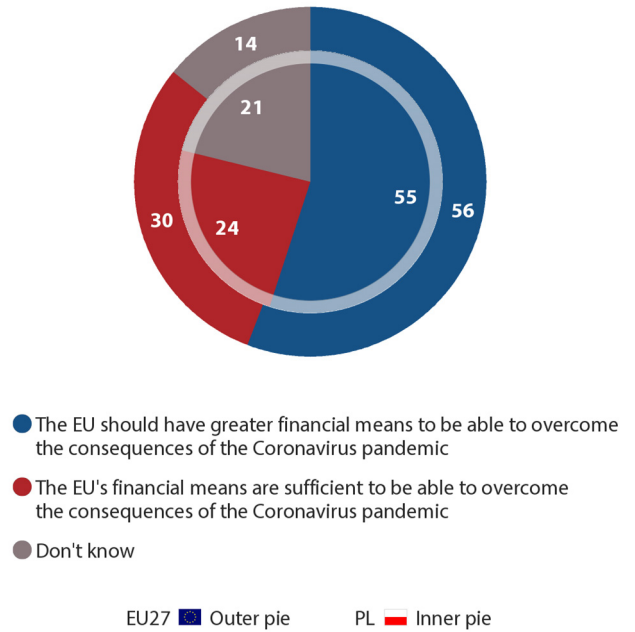
**Q7** To what extent do you agree with the following statement: the EU should have more competences to deal with crises such as the Coronavirus pandemic? (%)



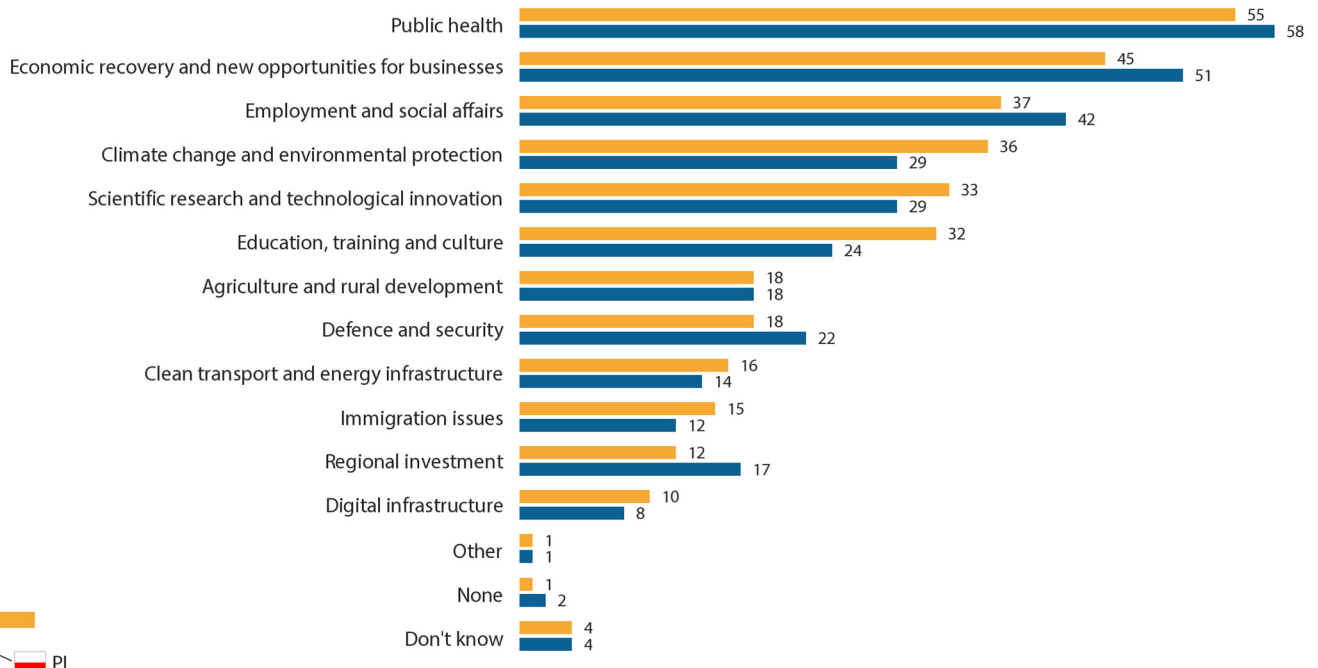
	EU27		PL	
	Wave 2	Δ*	Wave 2	Δ*
Totally agree	21	-2	20	-2
Tend to agree	47	+1	51	+3
Tend to disagree	15	+1	15	+2
Totally disagree	8	=	7	=
Don't know	9	=	7	-3

\*Evolution 04-05/2020 (Wave 1) - 06/2020 (Wave 2)

**Q9** Which of the following statement is closest to your opinion? (%)



**Q10** Given the current context, on which of the following would you like the EU budget to be spent? (MAX. 4 ANSWERS)



Wave 1 was conducted among 21 Member States (Malta, Cyprus, Luxembourg, Latvia, Lithuania and Estonia were not covered)  
Wave 2 was conducted among all 27 Member States

# COVID-19 ONLINE SURVEY Wave 2

24.798 interviews  
11 - 29/06/2020

1.050 interviews

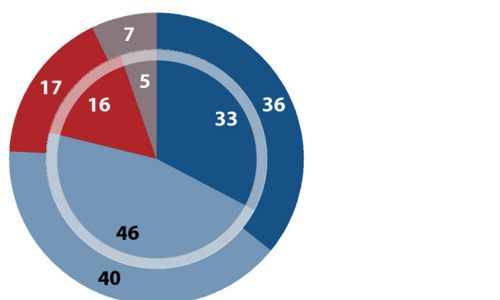
POLAND

NATIONAL FACTSHEET

Method: online

## II. SATISFACTION WITH EU MEASURES

**Q5** Have you already heard, seen or read about measures or actions initiated by the EU to respond to the Coronavirus pandemic? (%)



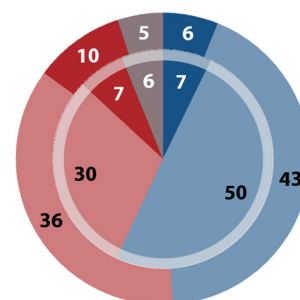
● Yes, and you know what these measures or actions are ● Yes, but you don't know what they are ● No ● Don't know

EU27 Outer pie PL Inner pie

	EU27		PL	
	Wave 2	Δ*	Wave 2	Δ*
Yes, and you know what these measures or actions are	36	+3	33	+2
Yes, but you don't know what they are	40	-1	46	+2
No	17	-3	16	-3
Don't know	7	+1	5	-1

\*Evolution 04-05/2020 (Wave 1) - 06/2020 (Wave 2)

**Q6** How satisfied or not are you with the measures the EU has taken so far against the coronavirus pandemic? (%)



● Very satisfied ● Fairly satisfied ● Not very satisfied ● Not at all satisfied ● Don't know

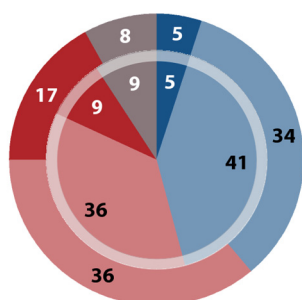
EU27 Outer pie PL Inner pie

	EU27		PL	
	Wave 2	Δ*	Wave 2	Δ*
Very satisfied	6	+1	7	=
Fairly satisfied	43	+6	50	+7
Not very satisfied	36	-2	30	-2
Not at all satisfied	10	-4	7	-2
Don't know	5	-1	6	-3

\*Evolution 04-05/2020 (Wave 1) - 06/2020 (Wave 2)

## III. SOLIDARITY BETWEEN MEMBER STATES AND FINANCIAL CONSEQUENCES OF COVID-19 PANDEMIC

**Q4** How satisfied or not are you with the solidarity between EU Member States in fighting the Coronavirus pandemic? (%)



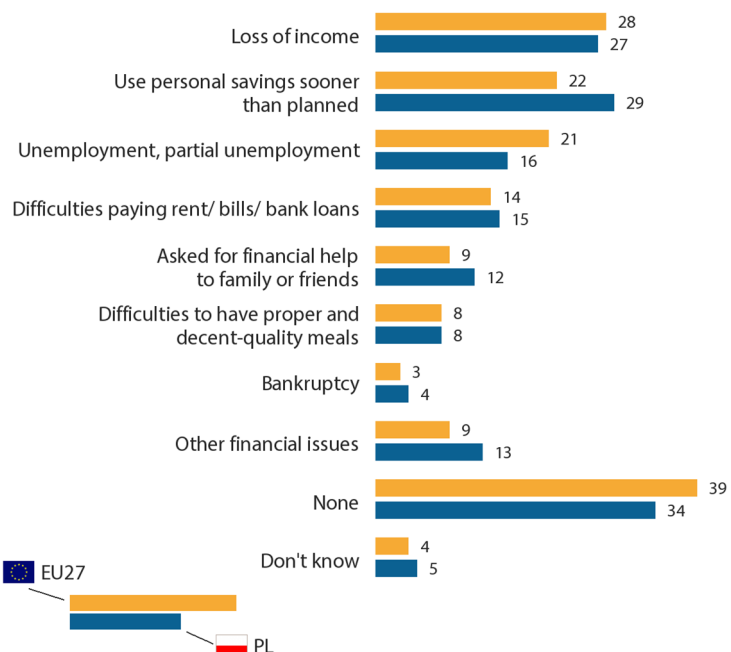
● Very satisfied ● Fairly satisfied ● Not very satisfied ● Not at all satisfied ● Don't know

EU27 Outer pie PL Inner pie

	EU27		PL	
	Wave 2	Δ*	Wave 2	Δ*
Very satisfied	5	=	5	-1
Fairly satisfied	34	+5	41	+4
Not very satisfied	36	+1	36	+4
Not at all satisfied	17	-5	9	-6
Don't know	8	-1	9	-1

\*Evolution 04-05/2020 (Wave 1) - 06/2020 (Wave 2)

**Q14** Have you experienced any of the following, since the start of the coronavirus pandemic in (OUR COUNTRY)? (MULTIPLE ANSWERS POSSIBLE) (%)



Wave 1 was conducted among 21 Member States (Malta, Cyprus, Luxembourg, Latvia, Lithuania and Estonia were not covered)  
Wave 2 was conducted among all 27 Member States