

COVID-19 ONLINE SURVEY

Wave 2

24.798 interviews
11 - 29/06/2020

1.026 interviews

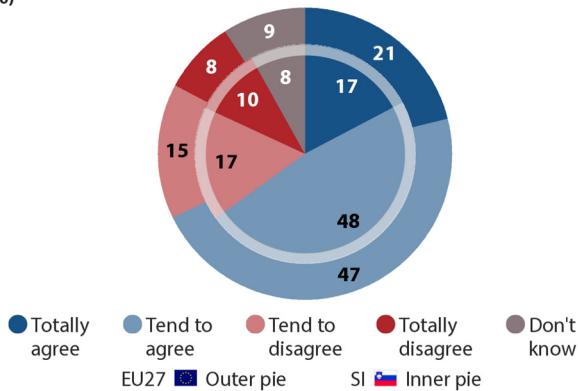
SLOVENIA

NATIONAL FACTSHEET

Method: online

I. EU BUDGET AND COMPETENCES

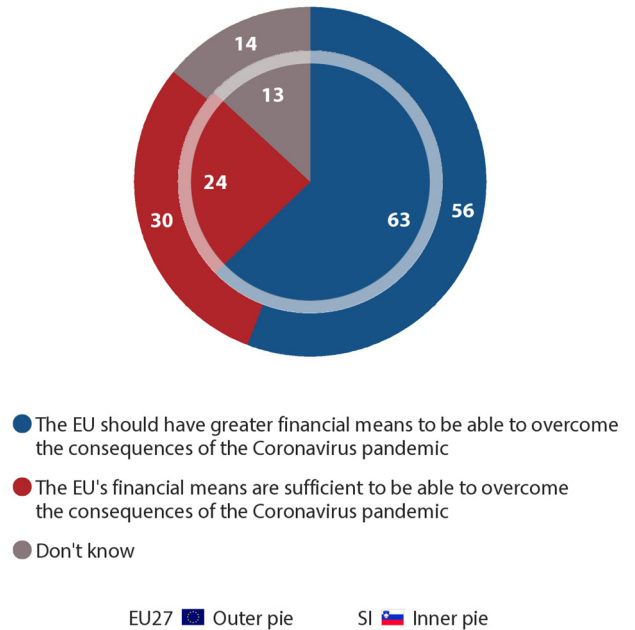
Q7 To what extent do you agree with the following statement: the EU should have more competences to deal with crises such as the Coronavirus pandemic? (%)



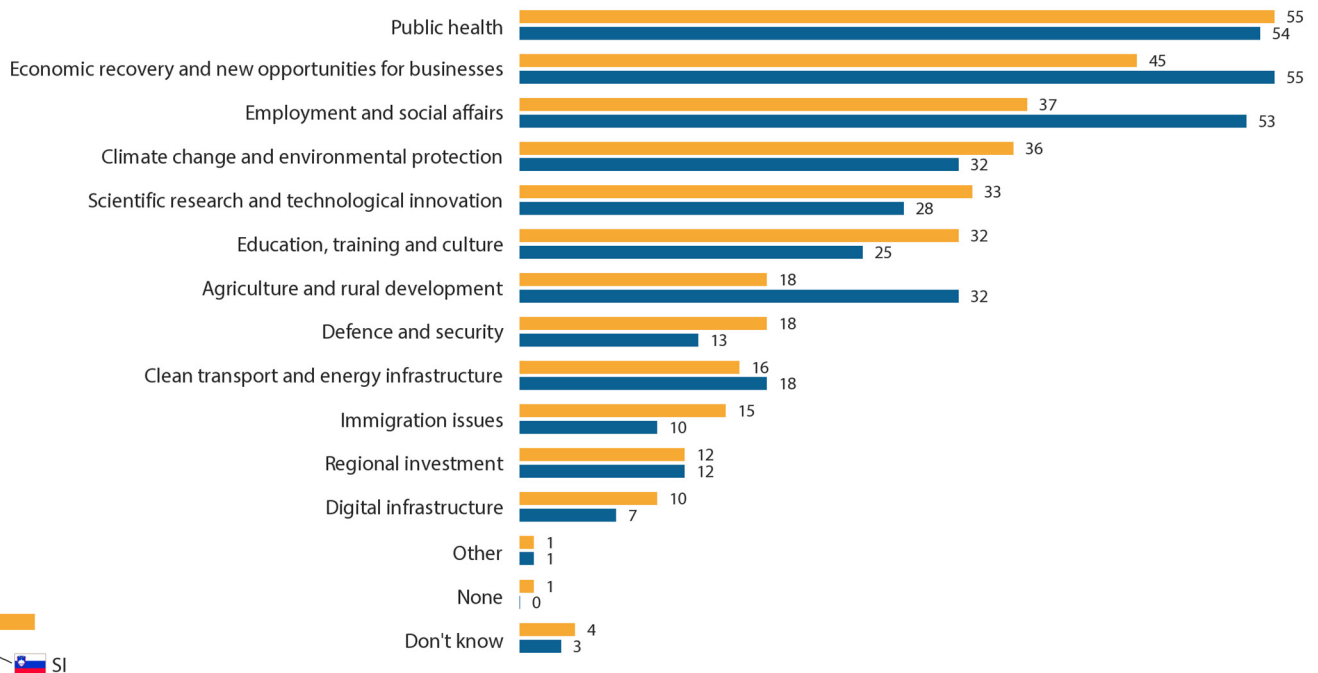
	EU27		SI	
	Wave 2	Δ*	Wave 2	Δ*
Totally agree	21	-2	17	-2
Tend to agree	47	+1	48	=
Tend to disagree	15	+1	17	+1
Totally disagree	8	=	10	+1
Don't know	9	=	8	=

*Evolution 04-05/2020 (Wave 1) - 06/2020 (Wave 2)

Q9 Which of the following statement is closest to your opinion? (%)



Q10 Given the current context, on which of the following would you like the EU budget to be spent? (MAX. 4 ANSWERS)



Wave 1 was conducted among 21 Member States (Malta, Cyprus, Luxembourg, Latvia, Lithuania and Estonia were not covered)
Wave 2 was conducted among all 27 Member States

COVID-19 ONLINE SURVEY Wave 2

24.798 interviews
11 - 29/06/2020

1.026 interviews

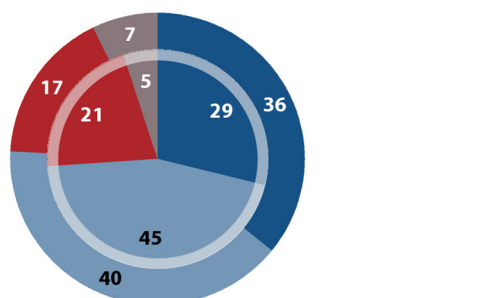
SLOVENIA

NATIONAL FACTSHEET

Method: online

II. SATISFACTION WITH EU MEASURES

Q5 Have you already heard, seen or read about measures or actions initiated by the EU to respond to the Coronavirus pandemic? (%)



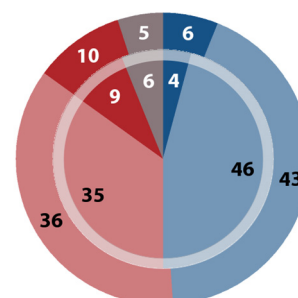
● Yes, and you know what these measures or actions are ● Yes, but you don't know what they are ● No ● Don't know

EU27 Outer pie SI Inner pie

	EU27		SI	
	Wave 2	Δ*	Wave 2	Δ*
Yes, and you know what these measures or actions are	36	+3	29	-3
Yes, but you don't know what they are	40	-1	45	=
No	17	-3	21	+3
Don't know	7	+1	5	=

*Evolution 04-05/2020 (Wave 1) - 06/2020 (Wave 2)

Q6 How satisfied or not are you with the measures the EU has taken so far against the coronavirus pandemic? (%)



● Very satisfied ● Fairly satisfied ● Not very satisfied ● Not at all satisfied ● Don't know

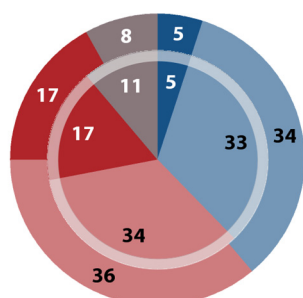
EU27 Outer pie SI Inner pie

	EU27		SI	
	Wave 2	Δ*	Wave 2	Δ*
Very satisfied	6	+1	4	+1
Fairly satisfied	43	+6	46	+2
Not very satisfied	36	-2	35	-1
Not at all satisfied	10	-4	9	-2
Don't know	5	-1	6	=

*Evolution 04-05/2020 (Wave 1) - 06/2020 (Wave 2)

III. SOLIDARITY BETWEEN MEMBER STATES AND FINANCIAL CONSEQUENCES OF COVID-19 PANDEMIC

Q4 How satisfied or not are you with the solidarity between EU Member States in fighting the Coronavirus pandemic? (%)



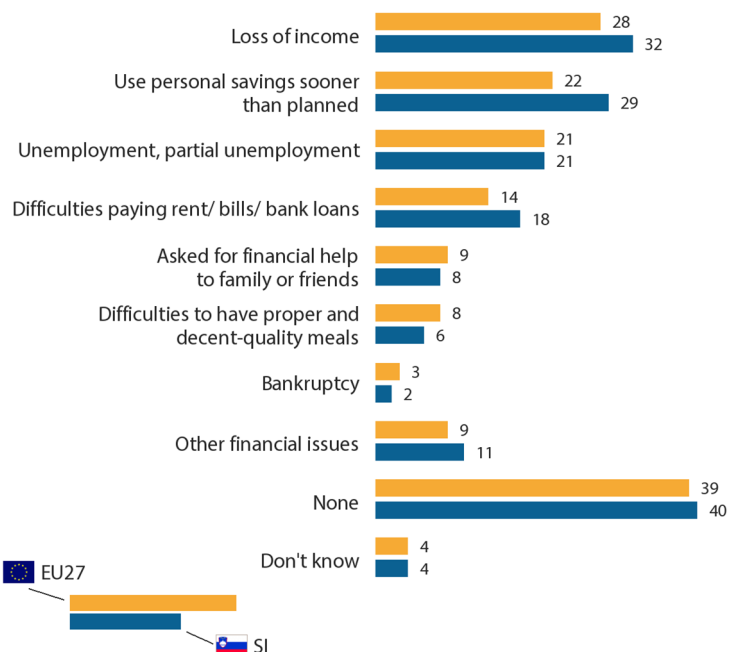
● Very satisfied ● Fairly satisfied ● Not very satisfied ● Not at all satisfied ● Don't know

EU27 Outer pie SI Inner pie

	EU27		SI	
	Wave 2	Δ*	Wave 2	Δ*
Very satisfied	5	=	5	+1
Fairly satisfied	34	+5	33	-5
Not very satisfied	36	+1	34	+4
Not at all satisfied	17	-5	17	-3
Don't know	8	-1	11	+3

*Evolution 04-05/2020 (Wave 1) - 06/2020 (Wave 2)

Q14 Have you experienced any of the following, since the start of the coronavirus pandemic in (OUR COUNTRY)? (MULTIPLE ANSWERS POSSIBLE) (%)



Wave 1 was conducted among 21 Member States (Malta, Cyprus, Luxembourg, Latvia, Lithuania and Estonia were not covered)
Wave 2 was conducted among all 27 Member States