

# COVID-19 ONLINE SURVEY

## Wave 2

24.798 interviews  
11 - 29/06/2020

488 interviews

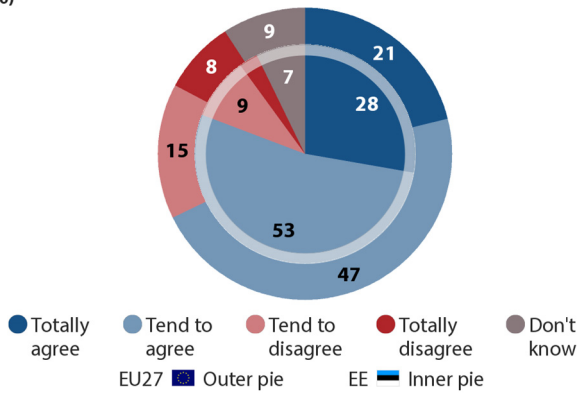
ESTONIA

NATIONAL FACTSHEET

Method: online

### I. EU BUDGET AND COMPETENCES

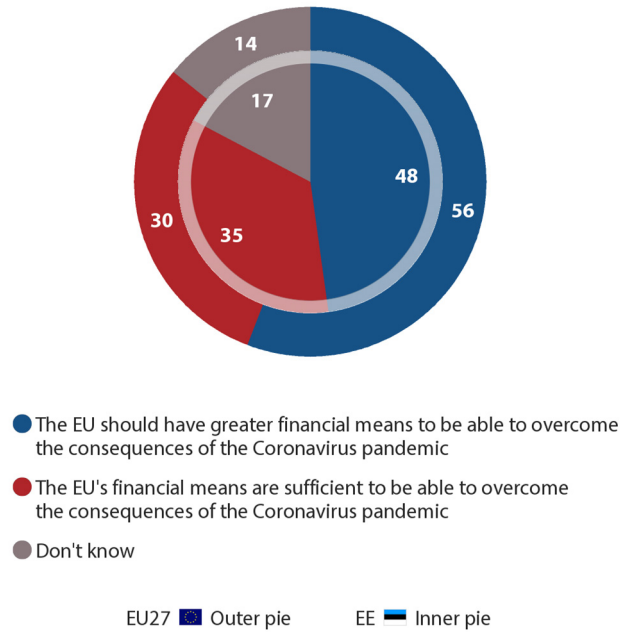
**Q7** To what extent do you agree with the following statement: the EU should have more competences to deal with crises such as the Coronavirus pandemic? (%)



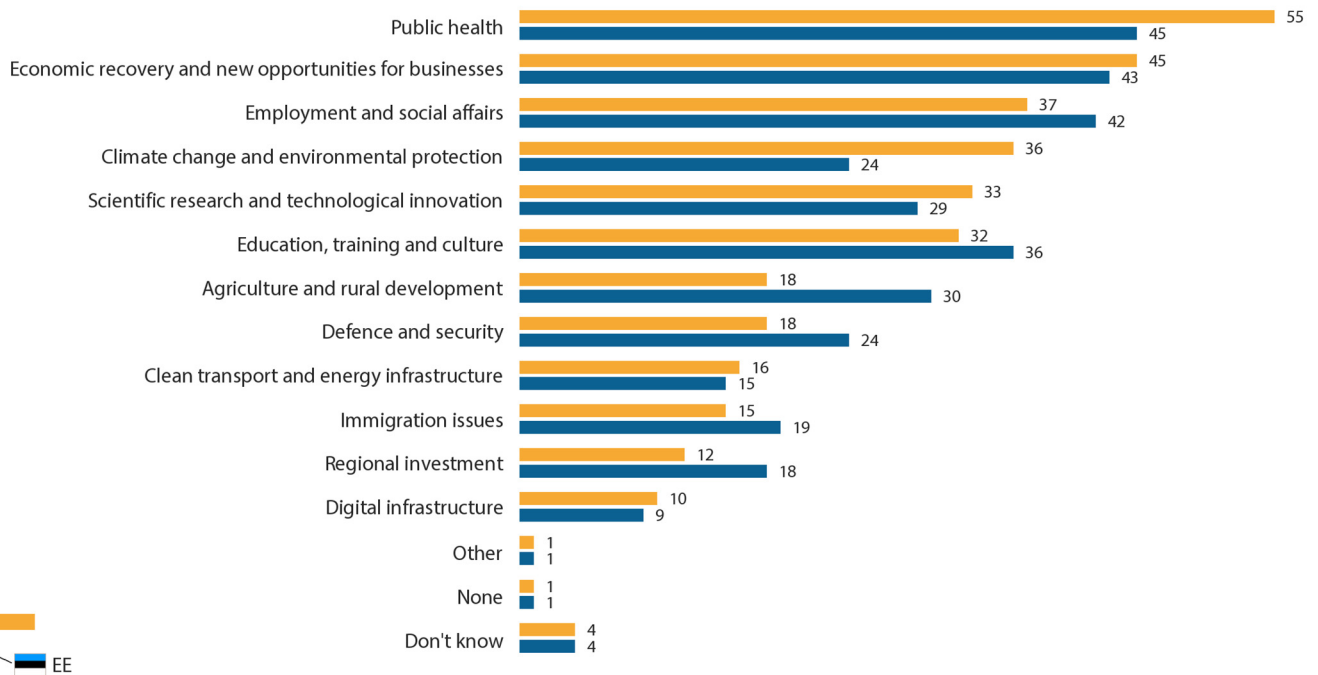
	EU27		EE	
	Wave 2	Δ*	Wave 2	Δ*
Totally agree	21	-2	28	-
Tend to agree	47	+1	53	-
Tend to disagree	15	+1	9	-
Totally disagree	8	=	3	-
Don't know	9	=	7	-

\*Evolution 04-05/2020 (Wave 1) - 06/2020 (Wave 2)

**Q9** Which of the following statement is closest to your opinion? (%)



**Q10** Given the current context, on which of the following would you like the EU budget to be spent? (MAX. 4 ANSWERS)



Wave 1 was conducted among 21 Member States (Malta, Cyprus, Luxembourg, Latvia, Lithuania and Estonia were not covered)  
Wave 2 was conducted among all 27 Member States

# COVID-19 ONLINE SURVEY Wave 2

24.798 interviews  
11 - 29/06/2020

488 interviews

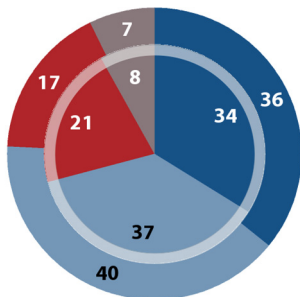
ESTONIA

NATIONAL FACTSHEET

Method: online

## II. SATISFACTION WITH EU MEASURES

**Q5** Have you already heard, seen or read about measures or actions initiated by the EU to respond to the Coronavirus pandemic? (%)



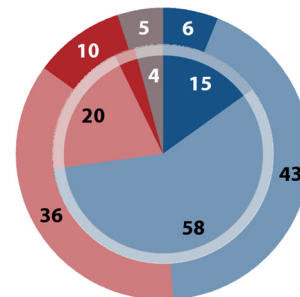
● Yes, and you know what these measures or actions are  
● Yes, but you don't know what they are  
● No  
● Don't know

EU27 Outer pie EE Inner pie

	EU27		EE	
	Wave 2	Δ*	Wave 2	Δ*
Yes, and you know what these measures or actions are	36	+3	34	-
Yes, but you don't know what they are	40	-1	37	-
No	17	-3	21	-
Don't know	7	+1	8	-

\*Evolution 04-05/2020 (Wave 1) - 06/2020 (Wave 2)

**Q6** How satisfied or not are you with the measures the EU has taken so far against the coronavirus pandemic? (%)



● Very satisfied  
● Fairly satisfied  
● Not very satisfied  
● Not at all satisfied  
● Don't know

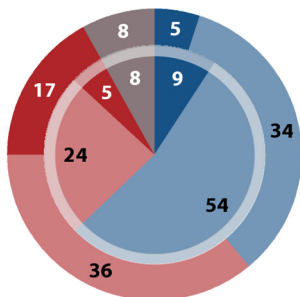
EU27 Outer pie EE Inner pie

	EU27		EE	
	Wave 2	Δ*	Wave 2	Δ*
Very satisfied	6	+1	15	-
Fairly satisfied	43	+6	58	-
Not very satisfied	36	-2	20	-
Not at all satisfied	10	-4	3	-
Don't know	5	-1	4	-

\*Evolution 04-05/2020 (Wave 1) - 06/2020 (Wave 2)

## III. SOLIDARITY BETWEEN MEMBER STATES AND FINANCIAL CONSEQUENCES OF COVID-19 PANDEMIC

**Q4** How satisfied or not are you with the solidarity between EU Member States in fighting the Coronavirus pandemic? (%)



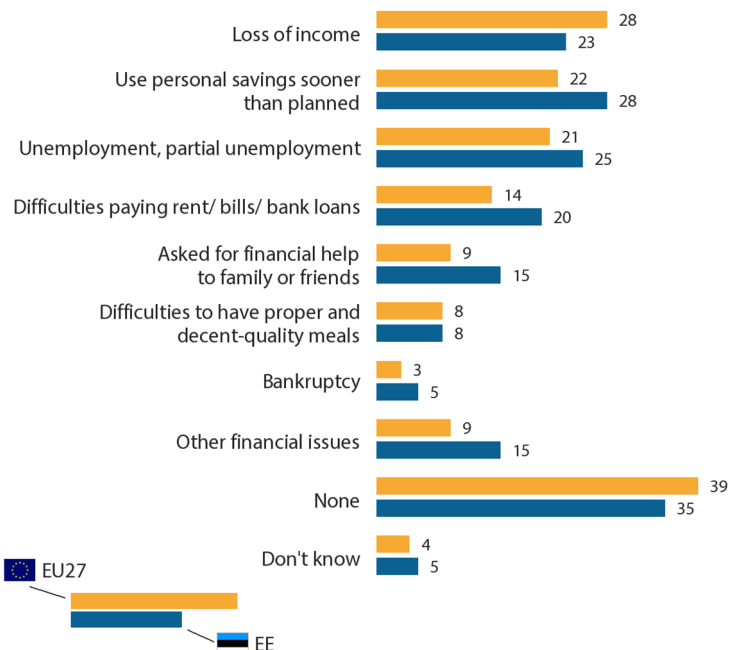
● Very satisfied  
● Fairly satisfied  
● Not very satisfied  
● Not at all satisfied  
● Don't know

EU27 Outer pie EE Inner pie

	EU27		EE	
	Wave 2	Δ*	Wave 2	Δ*
Very satisfied	5	=	9	-
Fairly satisfied	34	+5	54	-
Not very satisfied	36	+1	24	-
Not at all satisfied	17	-5	5	-
Don't know	8	-1	8	-

\*Evolution 04-05/2020 (Wave 1) - 06/2020 (Wave 2)

**Q14** Have you experienced any of the following, since the start of the coronavirus pandemic in (OUR COUNTRY)? (MULTIPLE ANSWERS POSSIBLE) (%)



Wave 1 was conducted among 21 Member States (Malta, Cyprus, Luxembourg, Latvia, Lithuania and Estonia were not covered)  
Wave 2 was conducted among all 27 Member States